

SITE SAFETY PLAN FOR DEMOLITION OPERATIONS AT 270 PARK AVE, MANHATTAN, NY

PHASE 1.1
PHASE 1.2

JOB NO. 123381599
JOB NO. 123377782

LEGEND

AREA UNDER CONSIDERATION

PROPERTY LINE

PHASE 1 :

PHASE 1.1

NON-STRUCTURAL INTERIOR DEMOLITION AT THE 41ST AND 29TH FLOORS

PHASE 1.2

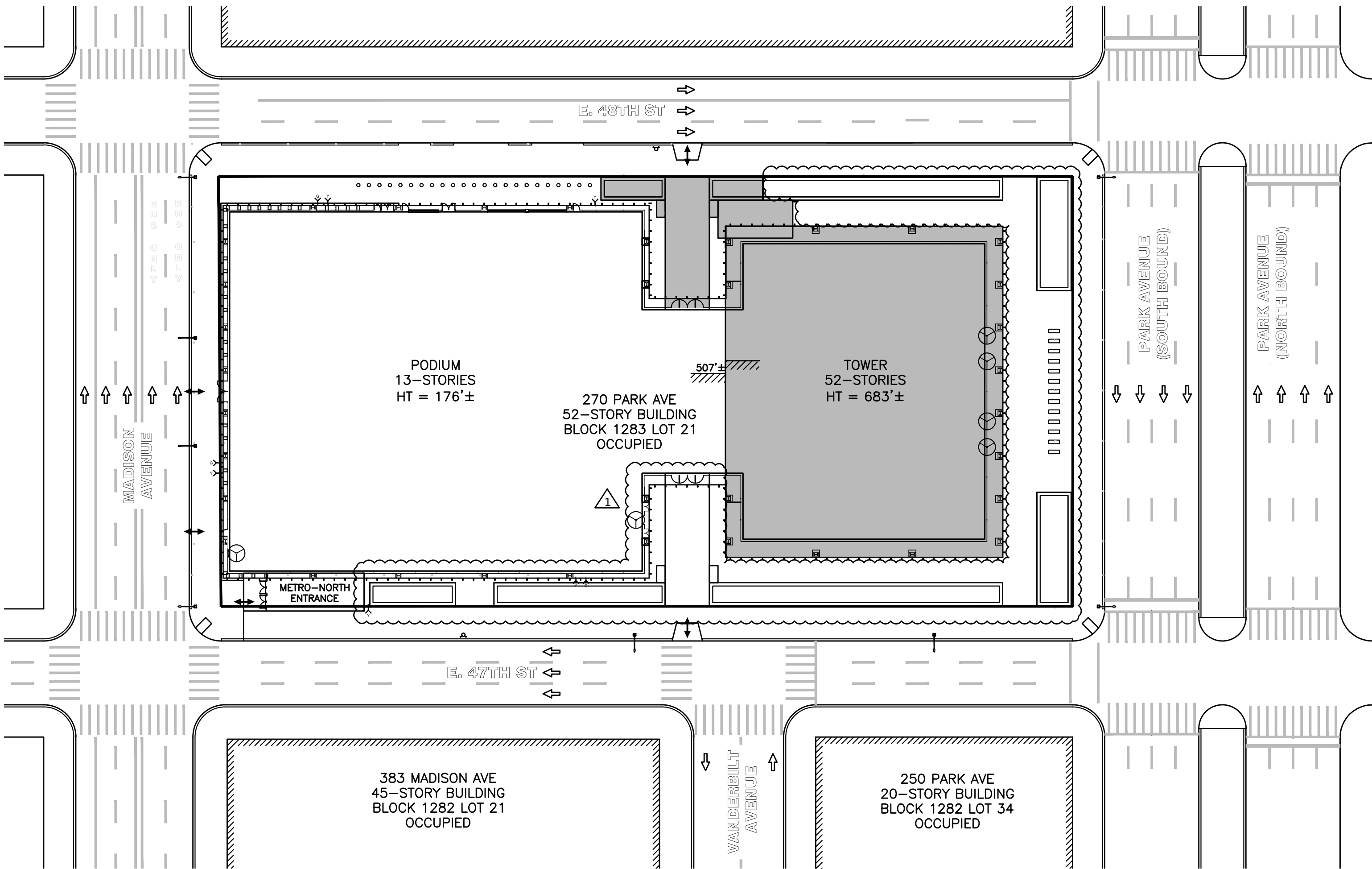
DEMOLITION AND REMOVAL OF TWO CONCRETE PLANTERS AND CANOPY AT THE NORTH BREEZEWAY.

D.O.B. JOB FILING :

D.O.B JOB No.

ALT2 – OCCUPANT PROTECTION PLAN

121188650



KEY PLAN
Scale : 1" = 40'

STATUS :		DRAWING LIST :
PHASE 1 :		
S	SSP-001.01	TITLE SHEET
-	SSP-002.00	SITE SAFETY NOTES AND GENERAL INFORMATION
PHASE 1.1 :		
-	SSP-101.00	KEY PLAN AND GENERAL NOTES
-	SSP-102.00	OCCUPANT PROTECTION PLAN
-	SSP-103.00	INTERIOR DEMOLITION - 41ST FLOOR PLAN
-	SSP-104.00	INTERIOR DEMOLITION - 29TH FLOOR PLAN
-	SSP-105.00	INTERIOR DEMOLITION - BUILDING SECTION
PHASE 1.2 :		
S	SSP-121.01	KEY PLAN AND GENERAL NOTES
-	SSP-122.00	DEMOLITION NOTES
S	SSP-123.01	OCCUPANT PROTECTION PLAN AND LEGEND
S	SSP-124.01	EXTERIOR DEMOLITION - BOLSTER, BICYCLE RACK, & PLANTER DETAILS
S	SSP-125.01	EXTERIOR DEMOLITION - OVERALL SITE PLAN & EXISTING EGRESS
S	SSP-126.01	EXTERIOR DEMOLITION - SITE PLAN & EGRESS
S	SSP-127.01	EXTERIOR DEMOLITION - PARTIAL DEMOLITION PLAN
S	SSP-128.01	EXTERIOR DEMOLITION - SECTIONS A-A & B-B
S	SSP-129.01	EXTERIOR DEMOLITION - BOLSTER DEMOLITION PLAN & SECTIONS
S	SSP-130.01	EXTERIOR DEMOLITION - CANOPY DEMOLITION PLAN & SECTIONS
S	SSP-131.01	EXTERIOR DEMOLITION - CANOPY FRAMING & DISMANTLING PLAN & DETAILS
S	SSP-132.01	EXTERIOR DEMOLITION - SECTIONS A-A, B-B & DETAILS
S	SSP-133.01	EXTERIOR DEMOLITION - PLANTER DEMOLITION PLAN
S	SSP-134.01	FINAL SITE CONDITION - PARTIAL PLAN
S	SSP-135.01	FINAL SITE CONDITION - OVERALL PLAN & EXISTING EGRESS
S	SSP-136.01	EXIT STAIRS CAPACITY AT GROUND FLOOR
O	SSP-137.00	PHASE 1 - SEQUENCE 3 - DEMOLITION OF AREA 4 - SITE PLAN & EGRESS
O	SSP-138.00	PHASE 1 - SEQUENCE 3 - DEMOLITION OF AREA 4 - PLAN & SECTION X-X
O	SSP-139.00	PHASE 1 - SEQUENCE 4 SOUTH - DEMOLITION OF BREEZEWAY CANOPIES - SITE PLAN & EGRESS
O	SSP-140.00	PHASE 1 - SEQUENCE 4 NORTH - DEMOLITION OF BREEZEWAY CANOPIES - SITE PLAN & EGRESS
O	SSP-141.00	PHASE 1 - SEQUENCE 4 - DEMOLITION OF BREEZEWAY CANOPIES - PARTIAL PLAN VIEW
O	SSP-142.00	PHASE 1 - SEQUENCE 4 - DEMOLITION OF BREEZEWAY CANOPIES - SECTIONS A-A & B-B
O	SSP-143.00	PHASE 1 - SEQUENCE 4 - REMOVAL OF SOIL, DECKING, AND COVERS - PARTIAL PLAN VIEW
O	SSP-144.00	PHASE 1 - SEQUENCE 4 - REMOVAL OF SOIL, DECKING, AND COVERS - SECTIONS A-A & B-B
O	SSP-145.00	PHASE 1 - SEQUENCE 4 - DEMOLITION OF BREEZEWAY CANOPY FRAMING - POSITION 1
O	SSP-146.00	PHASE 1 - SEQUENCE 4 - DEMOLITION OF BREEZEWAY CANOPY FRAMING - POSITION 2
O	SSP-147.00	PHASE 1 - SEQUENCE 4 - DEMOLITION OF BREEZEWAY CANOPY FRAMING - TELEHANDLER CRIBBING DETAIL AT NORTH BREEZEWAY
O	SSP-148.00	MECHANICAL EQUIPMENT CUT SHEET
O	SSP-149.00	EXIT STAIRS CAPACITY AT GROUND FLOOR
* - * = NO CHANGE * N = NEW SHEET * S = SUPERSEDING * O = OMITTED		

108/16/18

REVISED COVER SHEET

KC

No.

DATE

DESCRIPTION

BY

HOWARD I. SHAPIRO

& ASSOCIATES

CONSULTING ENGINEERS, P.C.

266 MERRICK ROAD, SUITE 300, LYNBROOK, N.Y. 11563

TEL: (516) 791-2600 FAX: (516) 791-5425

COPYRIGHT DESIGN NOT TO BE LENT, COPIED, OR REPRODUCED IN WHOLE OR IN PART WITHOUT PRIOR WRITTEN CONSENT.

THIS OFFICE DISCLAIMS ANY RESPONSIBILITY FOR DRAWINGS OR OTHER DOCUMENTS RELATED TO THIS PROJECT UNLESS THEY BEAR THE SIGNATURE AND SEAL OF A PROFESSIONAL ENGINEER OF THIS OFFICE. THE NEW YORK STATE EDUCATION LAW PROHIBITS ANY ALTERATIONS TO, OR DELETIONS FROM, THIS DRAWING EXCEPT AS MAY BE MADE BY A LICENSED PROFESSIONAL ENGINEER OR REGISTERED ARCHITECT WHO WILL BEAR THE RESPONSIBILITY FOR SUCH CHANGE.

CLIENT

TISHMAN CONSTRUCTION COMPANY
111 BROADWAY, SUITE 603
NEW YORK, NY 10006

PROJECT

SITE SAFETY PLAN FOR
DEMOLITION OPERATIONS AT
270 PARK AVENUE, MANHATTAN, NY

ZONING INFORMATION

BLOCK: 1283
LOT: 21
ZONE: C5-3
ZONING MAP: 8D
COMMUNITY BOARD: 105
BIN #: 1035421

PLACE STICKER HERE

EXAMINER'S STAMP HERE

TITLE

TITLE SHEET

SEAL & SIGNATURE

DRAWING BY: KC DATE: 08/23/2018

PROJECT NO: 18211.00.00

ENGINEER: JS

SCALE: AS NOTED

CHK BY: JS

DWG NO:

SSP-001.01

V:2018\18211.00.00 I OF 23

John Young, RA

APPROVED

AMENDED PLAN

08/24/2018

BEST SSP

DEMOLITION OF PLANTERS AND CANOPIES AT BUILDING EXTERIOR

270 PARK AVENUE, MANHATTAN, NY

1.0 GENERAL NOTES

- THESE PLANS ADDRESS THE MEANS--AND--METHODS OF HAND DEMOLITION AND MANUALLY REMOVAL OF PORTION OF CONCRETE PLANTERS ALONG E.48TH ST. AND A CANOPY STRUCTURE AT THE BUILDING ENTRANCES ON THE NORTH SIDE OF THE BREEZEWAY.

THE PLANTER DEMOLITION ALSO INCLUDES REMOVAL OF EXISTING TREES, REMOVAL OF SOIL AND IRRIGATION SYSTEMS, AND THE DEMOLITION OF SEVERAL BOLSTERS.

THESE ELEMENTS ARE WITHIN THE PROPERTY LINE AND SHALL BE DEMOLISHED FROM WITHIN THE PROPERTY LINE. THE LOAD OUT OF THE DEBRIS REQUIRES CROSSING METRO--NORTH SIDEWALKS WHICH SHALL ONLY BE DONE IN THE DEDICATED LOAD OUT AREA. THERE ARE ALSO METRO--NORTH RAILROAD VENTILATION OPENINGS WITH GRATING IN THE WORK AREA THAT REQUIRE PROTECTION WITH WIRE MESH COVERS.

THE PURPOSE OF THESE REMOVALS IS TO CLEAR THE AREA SURROUNDING THE BUILDING FOR INSTALLATION OF THE NORTH CONSTRUCTION HOIST IN PREPARATION FOR THE BUILDING DEMOLITION. UPON COMPLETION OF THE PLANTER DEMOLITION, CONCRETE BLOCKS SHALL BE INSTALLED TO MAINTAIN PROTECTION OF THE BUILDING.

THE BUILDING WILL BE OCCUPIED DURING THE PLANTER AND CANOPY DEMOLITION, THOUGH PORTIONS OF THE BUILDING EGRESS, SIDEWALKS, AND CURBLANES WILL BE TEMPORARILY RESTRICTED TO PUBLIC ACCESS WHILE THE WORK IS PERFORMED.
- THESE PLANS DO NOT COVER OTHER REQUIREMENTS SUCH AS POTENTIAL ASBESTOS ABATEMENT, UTILITY MODIFICATIONS, OR MODIFICATION OF FIRE SUPPRESSION SYSTEMS. SEE SYSKA--HENNESSEY DRAWINGS FOR MECHANICAL, ELECTRICAL, AND PLUMBING MODIFICATIONS.
- THE CONTRACTOR SHALL BE RESPONSIBLE FOR COMPLYING WITH ALL PERTINENT REGULATIONS GOVERNING DEMOLITION, SPECIFICALLY CHAPTER 33 OF THE 2014 NYC BUILDING CODE, FDNY REGULATIONS FOR HOT WORKS, AND OSHA SAFETY AND HEALTH REGULATIONS.
- THE PERMIT HOLDER SHALL NOTIFY THE DEPARTMENT OF BUILDINGS VIA PHONE AT (212) 393--2550 WITHIN 24 TO 48 HOURS PRIOR TO COMMENCEMENT OF DEMOLITION. TAKE NOTE OF THE PROVIDED CONFIRMATION NUMBER AT TIME OF CALL.

IF WORK WILL NOT BEGIN AS SCHEDULED, NOTIFY THE DOB BY THE CALLING THE ABOVE NUMBER AND PROVIDE THE ORIGINAL CONFIRMATION NUMBER. NOTIFICATION OF CANCELLATION MUST BE MADE NO LATER THAN THE DAY WORK WAS SCHEDULED TO BEGIN.

ADJOINING PROPERTY OWNERS SHALL BE NOTIFIED OF UPCOMING DEMOLITION OPERATIONS IN WRITING NOT LESS THAN 10 DAYS PRIOR TO THE SCHEDULED STARTING DATE OF DEMOLITION. THE WRITTEN NOTICE SHALL PROVIDE A DESCRIPTION OF THE WORK TO BE PERFORMED, THE TIMEFRAME AND SCHEDULE, AND CONTACT INFORMATION OF THE PERSON CAUSING THE DEMOLITION AND OF THE EQUIPMENT.
- DURING DEMOLITION, CONTINUOUS INSPECTIONS SHALL BE MADE BY THE CONTRACTOR'S COMPETENT PERSON AS THE WORK PROGRESSES TO DETECT HAZARDS RESULTING FROM WEAKENED OR DETERIORATED FLOORS, OR WALLS, OR LOOSEENED MATERIAL. NO INDIVIDUAL SHALL BE PERMITTED TO WORK WHERE SUCH HAZARDS EXIST UNTIL THEY ARE CORRECTED BY SHORING, BRACING, OR OTHER EFFECTIVE MEANS.

IN THIS APPLICATION, INSPECTION OF THE INTERSTITIAL SPACE BETWEEN THE GROUND FLOOR LEVEL AND TRAIN SHED HUNG CEILING AND THE TRAIN SHED CEILING ITSELF SHALL BE INCLUDED. DUE TO THE ACCESS RESTRICTIONS IN THE TRAIN SHED AND THE TYPE OF DEMOLITION BEING PERFORMED (REMOVAL OF SECONDARY ELEMENTS FROM THE BASE STRUCTURE), IT WILL BE ACCEPTABLE IF THE CONTRACTOR MAKES 1 TO 2 INSPECTIONS FROM THE TRAIN PLATFORMS DURING EACH SHIFT.
- SUBSTANTIAL CHANGES GOVERNED BY FIELD CONDITIONS OR UNUSUAL CONDITIONS SHALL BE PROMPTLY REPORTED TO THE ENGINEER OF RECORD.

2.0 DEMOLITION PROCEDURE

THE BASIC DEMOLITION PROCEDURE INCLUDES :

DEMOLITION OF CONCRETE BOLSTER
DEMOLITION OF BICYCLE RACKS
DEMOLITION OF THE NORTH CANOPY
DEMOLITION OF WEST PLANTER & PORTION OF EAST PLANTER

THE DEMOLITION OF THESE ELEMENTS IS INDEPENDENT OF ONE ANOTHER, THEREFORE A CHANGE IN SEQUENCE AT THE CONTRACTOR'S DISCRETION IS ACCEPTABLE.

3.0 DEMOLITION EQUIPMENT

- HANDHELD MECHANICAL EQUIPMENT AND POWER SOURCES :

CUTTING WHEEL SAWZ--ALL DEMOLITION SAW GENERATOR	COMPRESSOR OXY--ACETYLENE BURNING OUTFIT (FDNY PERMIT REQUIRED) SLEDGEHAMMER	CONCRETE CHAINSAW RING SAW TRACK SAW ROAD SAW
---	---	--

- MECHANICAL EQUIPMENT IS NOT PERMITTED.

- TRUCKS ON ROADWAY :

TRUCK LOADING IS LIMITED TO FHWA CLASS 6 MEDIUM DUTY TRUCKS (GVWR = 19,501 LBS TO 26,000 LBS).

SOME EXAMPLE TRUCKS INCLUDE THE FOLLOWING VEHICLES WITH 5--6 CY DUMP BODY:

FORD F650, INTERNATIONAL 4300, FREIGHT LINER M2 106 (MAX. REAR AXLE LOAD = 21,000 LBS).

- NO TRUCKS ARE ALLOWED ON THE SIDEWALK.

4.0 FIRE DEPARTMENT CONNECTIONS, SPRINKLERS, AND STANDPIPES

- THE WEST PLANTER ON THE NORTH SIDE HAS A FIRE DEPARTMENT CONNECTION BUILT INTO THE PLANTER AND TIES INTO CROSS CONNECTIONS IN THE INTERSTITIAL SPACE BETWEEN THE GROUND FLOOR AND TRAIN SHED CEILING.

THIS CONNECTION SHALL BE REMAIN ACCESSIBLE TO FDNY DURING DEMOLITION OPERATIONS. WHEN WORK IS NOT BEING PERFORMED, FIRE DEPARTMENT ACCESS SHALL BE PROVIDED BY MOVING THE PLASTIC JERSEY BARRIERS TO CREATE A CLEAR PATH TO THE CONNECTIONS.

THESE CONNECTIONS SHALL BE MAINTAINED IN THE CURRENT LOCATION FOLLOWING DEMOLITION. ADDITIONAL SUPPORT AND SIGNAGE MAY BE REQUIRED AFTER THE PLANTERS ARE REMOVED.

5.0 LANDMARK BUILDINGS

- THE BUILDING IS NOT A LANDMARK BUILDING.
- THERE ARE NO LANDMARK BUILDINGS WITHIN 90 FEET OF THIS PROJECT.

6.0 SUBWAY AND SUBWAY ENTRANCES

- THERE ARE TWO LEVELS OF ACTIVE METRO--NORTH RAILROAD TRAIN LINES UNDER THE TOWER AND A PORTION OF THE PODIUM.
- THERE IS A PUBLIC METRO--NORTH ENTRANCE AT THE SW CORNER OF THE PODIUM (CORNER OF E.47TH ST AND MADISON AVE).
- THERE IS A OUT--OF--SERVICE METRO--NORTH SIDEWALK ELEVATOR ADJACENT TO THE METRO--NORTH ENTRANCE ON E. 47TH STREET.
- THESE PLANS SHALL BE SUBMITTED TO AND APPROVED BY METRO--NORTH PRIOR TO OBTAINING THE DEPARTMENT OF BUILDINGS PERMIT.

7.0 FLOOD HAZARD

- THE PROPERTY UNDER CONSIDERATION IS NOT LOCATED WITHIN A SPECIAL FLOOD HAZARD AREA, AS DEFINED ON 2007 AND 2013 FEMA FIRM MAPS.

8.0 RELATED APPLICATIONS

- SEE SYSKA--HENNESSEY DRAWINGS ADDRESSING REMOVAL OF PLUMBING AND MODIFICATION SPRINKLER/STANDPIPE (DOC 02 AND DOC 03 UNDER DOB JOB No. 123377782)

STATUS : DRAWING LIST :

S	SSP--121.01	KEY PLAN AND GENERAL NOTES
-	SSP--122.00	DEMOLITION NOTES
S	SSP--123.01	OCCUPANT PROTECTION PLAN AND LEGEND
S	SSP--124.01	EXTERIOR DEMOLITION -- BOLSTER, BICYCLE RACK, & PLANTER DETAILS
S	SSP--125.01	EXTERIOR DEMOLITION -- OVERALL SITE PLAN & EXISTING EGRESS
S	SSP--126.01	EXTERIOR DEMOLITION -- SITE PLAN & EGRESS
S	SSP--127.01	EXTERIOR DEMOLITION -- PARTIAL DEMOLITION PLAN
S	SSP--128.01	EXTERIOR DEMOLITION -- SECTIONS A--A & B--B
S	SSP--129.01	EXTERIOR DEMOLITION -- BOLSTER DEMOLITION PLAN & SECTIONS
S	SSP--130.01	EXTERIOR DEMOLITION -- CANOPY DEMOLITION PLAN & SECTIONS
S	SSP--131.01	EXTERIOR DEMOLITION -- CANOPY FRAMING & DISMANTLING PLAN & DETAILS
S	SSP--132.01	EXTERIOR DEMOLITION -- SECTIONS A--A, B--B & DETAILS
S	SSP--133.01	EXTERIOR DEMOLITION -- PLANTER DEMOLITION PLAN
S	SSP--134.01	FINAL SITE CONDITION -- PARTIAL PLAN
S	SSP--135.01	FINAL SITE CONDITION -- OVERALL PLAN & EXISTING EGRESS
S	SSP--136.01	EXIT STAIRS CAPACITY AT GROUND FLOOR

"- " = NO CHANGE "N" = NEW SHEET "S" = SUPERSEDING

PROGRESS INSPECTIONS :

FINAL 28--116.2.4.2, BC 110.5, DIRECTIVE 14 OF 1975, AND 1 RCNY §101--10

NO ENERGY COMPLIANCE INSPECTIONS

NYCECC COMPLIANCE :

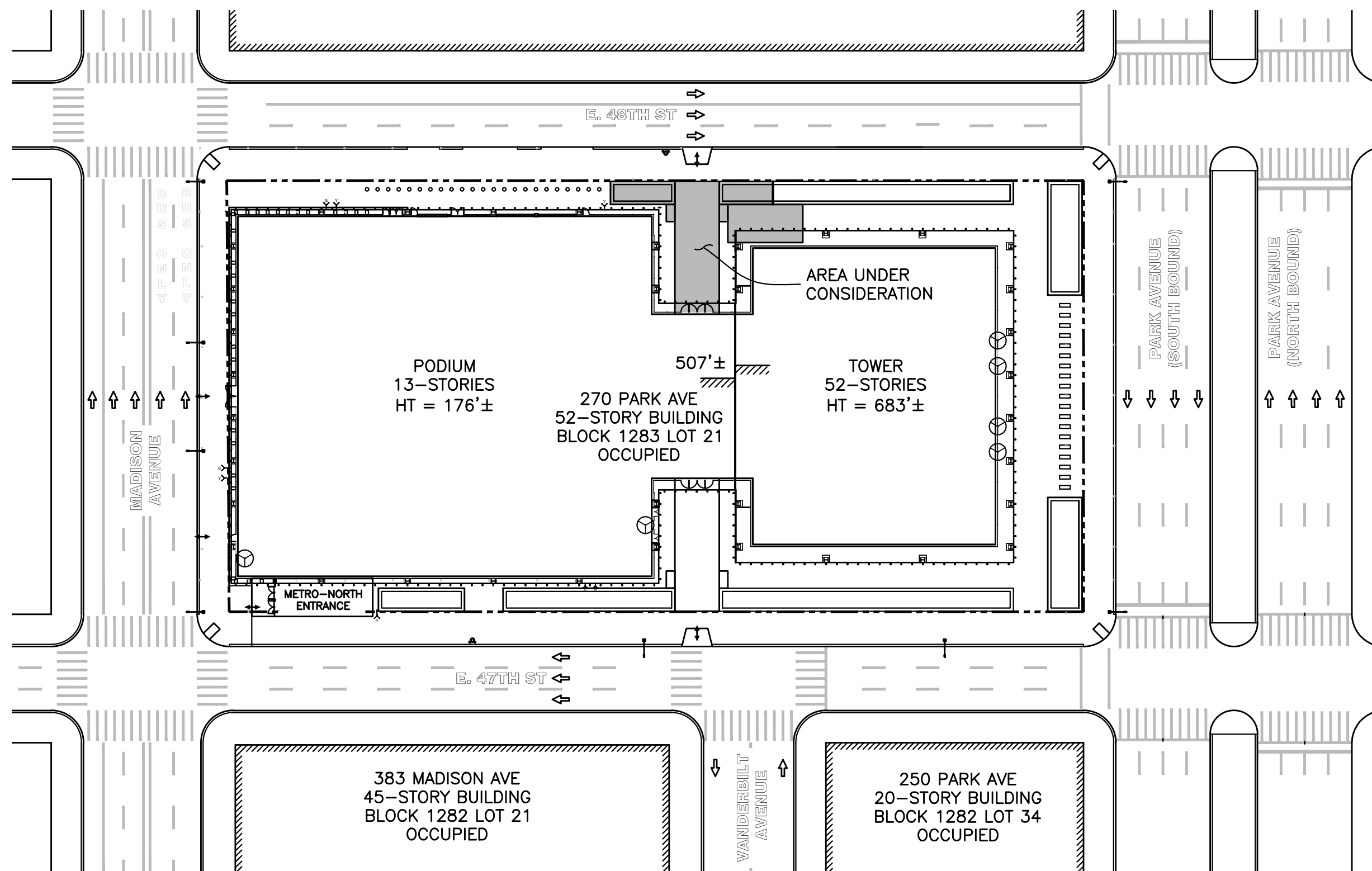
TO THE BEST OF MY KNOWLEDGE, BELIEF AND PROFESSIONAL JUDGEMENT THIS APPLICATION IS IN COMPLIANCE NYCECC 2016.

ENERGY ANALYSIS FOR PARTIAL DEMOLITION WORK, AS SHOWN NYCECC 2016 -- CLIMATE ZONE: 4A (NEW YORK)	
ITEM DESCRIPTION	CODE AND PROPOSED DESIGN VALUES
DEMOLITION OF EXTERIOR APPURTENANCES ON THE GROUNDS OF THE PROPERTY	NOT APPLICABLE. WORK IS SEPARATE FROM THE BUILDING AND HAS NO EFFECT ON THE BUILDING ENVELOPE.

LEGEND

AREA UNDER CONSIDERATION

PROPERTY LINE



KEY PLAN

Scale : 1" = 50'



CONTRACTOR'S DUTIES & LIMIT OF ENGINEER'S RESPONSIBILITY :

- THE PLANS HEREIN PRESENT A GENERAL SCHEME FOR DEMOLITION. DUE TO THE NATURE OF DEMOLITION, IT IS IMPOSSIBLE FOR THE ENGINEER TO ANTICIPATE ALL CONDITIONS OR CONTINGENCIES. IF THE CONTRACTOR DISCOVERS A CONDITION OR CIRCUMSTANCE THAT IS ASSESSED TO NEED THE ENGINEER'S SCRUTINY, THE CONTRACTOR SHALL PROVIDE TIMELY NOTIFICATION TO THE ENGINEER.
- THE ENGINEER DESIGNATED FOR SPECIAL INSPECTION IS RESPONSIBLE FOR PERFORMANCE OF THAT INSPECTION DUTY IN CONFORMANCE WITH NYC BUILDING CODE AND DEPT OF BUILDINGS DIRECTIVES. SEE "SPECIAL INSPECTIONS" NOTES FOR LISTING OF APPLICABLE CODE SECTIONS.
- THE ENGINEER--OF--RECORD HAS NO ONGOING PRESENCE ON THE SITE, NO CONTROL OF ACTIVITIES ON THE SITE, NO SUPERVISORY ROLE, AND NO FIELD RESPONSIBILITY FOR SITE SAFETY.
- THE CONTRACTOR IS RESPONSIBLE FOR SUPERVISION OF THE WORK INCLUDING PERSONNEL PROTECTION IN ACCORDANCE WITH OSHA AND OTHER APPLICABLE REGULATIONS. THE CONTRACTOR IS RESPONSIBLE FOR PUBLIC PROTECTION AND THE PROTECTION OF ADJACENT PROPERTIES IN ACCORDANCE WITH THE NYC BUILDING CODE.
- IN ORDER TO BE ABLE TO CARRY OUT DUTIES IMPOSED IN BC CHAPTERS 17 AND 33, THE SPECIAL INSPECTOR SHALL BE NOTIFIED BY THE CONTRACTOR BETWEEN 24 AND 72 HOURS PRIOR TO THE START OF DEMOLITION.
- THE ENGINEER--OF--RECORD SHALL BE NOTIFIED BY THE CONTRACTOR PROMPTLY OF ANY DEVIATION FROM THE APPROVED PLAN, UNEXPECTED CONDITIONS OR INCIDENTS INVOLVING INJURY, COLLAPSE, PROPERTY DAMAGE OR VIOLATIONS ISSUED BY GOVERNMENT ENTITIES.

BUILDING INFORMATION :

BOROUGH : MANHATTAN
ADDRESS : 270 PARK AVENUE
BLOCK : 1283
LOT : 21
BIN : 1035421
ZONING DISTRICT : C5--3 RESTRICTED CENTRAL COMMERCIAL DIST.
ZONING MAP No. : 8D
SPECIAL PURPOSE DIST.: MID -- SPECIAL MIDTOWN DISTRICT
SPECIAL PURPOSE SUBDIST.: EM -- EAST MIDTOWN SUBDISTRICT
COMMUNITY BOARD: 105
OCCUPANCY CLASS: E -- BUSINESS (1968 CODE)
CONSTRUCTION CLASS : TYPE 1--B NONCOMBUSTIBLE (1968 CODE)
No. OF STORIES: 52
HEIGHT OF BUILDING: 683'±

1	08/16/18	REVISED COVER SHEET	KC
No.	DATE	DESCRIPTION	BY
HOWARD I. SHAPIRO & ASSOCIATES CONSULTING ENGINEERS, P.C. 266 MERRICK ROAD, SUITE 300, LYNBROOK, N.Y. 11563 TEL: (516) 791-2600 FAX: (516) 791-5425 COPYRIGHT DESIGN NOT TO BE LENT, COPIED, OR REPRODUCED IN WHOLE OR IN PART WITHOUT PRIOR WRITTEN CONSENT. THIS OFFICE DISCLAIMS ANY RESPONSIBILITY FOR DRAWINGS OR OTHER DOCUMENTS RELATED TO THIS PROJECT UNLESS THEY BEAR THE SIGNATURE AND SEAL OF A PROFESSIONAL ENGINEER OF THIS OFFICE. THE NEW YORK STATE EDUCATION LAW PROHIBITS ANY ALTERATIONS TO, OR DELETIONS FROM, THIS DRAWING EXCEPT AS MAY BE MADE BY A LICENSED PROFESSIONAL ENGINEER OR REGISTERED ARCHITECT WHO WILL BEAR THE RESPONSIBILITY FOR SUCH CHANGE.			
CLIENT TISHMAN CONSTRUCTION COMPANY 111 BROADWAY, SUITE 603 NEW YORK, NY 10006			
PROJECT SITE SAFETY PLAN FOR DEMOLITION OPERATIONS AT 270 PARK AVENUE, MANHATTAN, NY			
ZONING INFORMATION BLOCK: 1283 LOT: 21 ZONE: C5--3 ZONING MAP: 8D COMMUNITY BOARD: 105 BIN #: 1035421			
PLACE STICKER HERE		EXAMINER'S STAMP HERE	
TITLE KEY PLAN AND GENERAL NOTES			
SEAL & SIGNATURE 		DRAWING BY: KC DATE: 08/23/2018 PROJECT NO: 18211.00.00 ENGINEER: JS SCALE: AS NOTED CHK BY: JS DWG NO: SSP-121.01	
V:2018\18211.00.00		8 OF 23	

2014 NYC BC SECTION 3306 DEMOLITION

3306.2 PROTECTION OF PEDESTRIANS AND ADJOINING PROPERTY.

DEMOLITION OPERATIONS SHALL NOT COMMENCE UNTIL THE APPLICABLE PEDESTRIAN AND ADJOINING PROPERTY PROTECTION IS IN PLACE AS REQUIRED BY SECTIONS 3307, 3308 AND 3309.

3306.2.1. SAFETY ZONE.

A SAFETY ZONE SHALL BE PROVIDED AROUND ALL DEMOLITION AREAS TO PREVENT PERSONS FROM ENTERING SUCH ZONE. WHERE DEMOLITION OCCURS ON THE EXTERIOR OF A BUILDING, SUCH ZONE SHALL BE APPROVED THE COMMISSIONER PRIOR TO THE COMMENCEMENT OF DEMOLITION. WHERE MECHANICAL DEMOLITION EQUIPMENT, OTHER THAN HANDHELD DEVICES, IS TO BE USED FOR THE FULL DEMOLITION OF A BUILDING, THE SAFETY ZONE, SHALL BE EQUAL TO OR GREATER THAN HALF THE HEIGHT OF THE BUILDING TO BE DEMOLISHED; SUCH SAFETY ZONE MAY BE REDUCED BY THE SAME RATIO AS THE BUILDING IS BEING DEMOLISHED.

EXCEPTION:

APPROVAL OF THE COMMISSIONER IS NOT REQUIRED FOR A SAFETY ZONE ESTABLISHED FOR DEMOLITION ON THE EXTERIOR OF A BUILDING, PROVIDED THE WORK IS A MINOR ALTERATION OR ORDINARY REPAIR AND IS ACCOMPANIED WITHOUT ANY MECHANICAL DEMOLITION EQUIPMENT, OTHER THAN HANDHELD DEVICES.

3306.4 MECHANICAL DEMOLITION EQUIPMENT

WHERE MECHANICAL DEMOLITION EQUIPMENT, OTHER THAN HANDHELD DEVICES, IS TO BE USED IN THE FULL OR PARTIAL DEMOLITION OF A BUILDING OR STRUCTURE, OR IS TO BE USED TO REMOVE DEBRIS OR MOVE MATERIAL, APPROVAL OF THE COMMISSIONER FOR THE USE OF THE MECHANICAL DEMOLITION EQUIPMENT MUST BE OBTAINED PRIOR TO THE COMMENCEMENT OF DEMOLITION OPERATIONS.

3306.5.2 MAINTENANCE OF SUBMITTAL DOCUMENTS

THE APPROVED SET OF SUBMITTAL DOCUMENTS SHALL BE KEPT AT THE SITE AT ALL TIMES AND BE ACCESSIBLE FOR INSPECTION IN ACCORDANCE WITH SECTION 3301.7. IT SHALL BE A VIOLATION OF THIS CODE TO USE MECHANICAL EQUIPMENT, WHETHER HANDHELD OR OTHER THAN HANDHELD, TO PERFORM FULL OR PARTIAL DEMOLITIONS UNLESS THE APPROVED SUBMITTAL DOCUMENTS REQUIRED BY SECTION 3306.5.1 ARE AVAILABLE FOR INSPECTION. FAILURE TO MAKE SUBMITTAL DOCUMENTS AVAILABLE ON SITE MAY RESULT IN THE ISSUANCE OF A STOP WORK ORDER.

3306.5.3 FILING REQUIREMENTS

WHERE SUBMITTAL DOCUMENTS ARE REQUIRED IN CONNECTION WITH FULL OR PARTIAL DEMOLITION IN ACCORDANCE WITH SECTION 3306.5, APPLICATIONS SHALL BE FILED BY THE REGISTERED DESIGN PROFESSIONAL IN ACCORDANCE WITH ARTICLE 104 OF CHAPTER 1 OF TITLE 28 OF THE ADMINISTRATIVE CODE AND SHALL BE APPROVED PRIOR TO ISSUANCE OF THE WORK PERMIT.

3306.6 SPECIAL INSPECTION

DEMOLITION SHALL BE SUBJECT TO SPECIAL INSPECTION IN ACCORDANCE WITH CHAPTER 17.

3306.7 DEMOLITION OF WEAKENED STRUCTURES

WHERE A STRUCTURE TO BE DEMOLISHED HAS BEEN PARTIALLY WRECKED OR WEAKENED BY FIRE, FLOOD, EXPLOSION, AGE, OR OTHER CAUSES, IT SHALL BE SHORED OR BRACED TO THE EXTENT NECESSARY TO PERMIT ORDERLY FULL DEMOLITION OR PARTIAL DEMOLITION WITHOUT COLLAPSE. THE NECESSARY MEASURES TO ENSURE A SAFE DEMOLITION SHALL BE DETERMINED BY THE OWNER'S REGISTERED DESIGN PROFESSIONAL AND SHALL BE APPROVED BY THE COMMISSIONER.

EXCEPTION: SHORING OR BRACING ARE NOT REQUIRED FOR THE FULL DEMOLITION OF A BUILDING, SUBJECT TO THE APPROVAL OF THE COMMISSIONER, PROVIDED:

- THE DEMOLITION IS CONDUCTED WITH MECHANICAL DEMOLITION EQUIPMENT, OTHER THAN HANDHELD DEVICES; AND
- NO DEMOLITION OPERATION OCCURS, OR EQUIPMENT IS LOCATED, WITHIN THE STRUCTURE OF THE BUILDING.

3306.8 DEMOLITION SEQUENCE

ANY STRUCTURAL MEMBER THAT IS BEING DISMEMBERED SHALL NOT SUPPORT ANY LOAD OTHER THAN ITS OWN WEIGHT. NO WALL, CHIMNEY, OR OTHER STRUCTURAL PART SHALL BE LEFT IN SUCH CONDITION THAT IT MAY COLLAPSE OR BE TOPPLED BY WIND, VIBRATION OR ANY OTHER CAUSE. THE METHOD OF REMOVAL OF ANY STRUCTURAL MEMBER SHALL NOT DESTABILIZE REMAINING MEMBERS. ALL HANDLING AND MOVEMENT OF MATERIAL OR DEBRIS SHALL BE CONTROLLED SUCH THAT IT WILL NOT DEVELOP UNACCOUNTED IMPACT LOADS ON THE STRUCTURE.

3306.8.1 STRUCTURAL STEEL, REINFORCED CONCRETE, AND HEAVY TIMBER BUILDINGS

STRUCTURAL STEEL, REINFORCED CONCRETE, AND HEAVY TIMBER BUILDINGS, OR PORTIONS THEREOF, SHALL BE DEMOLISHED COLUMN LENGTH-BY-COLUMN LENGTH AND TIER-BY-TIER. STRUCTURAL MEMBERS SHALL BE CHAINED OR LASHED IN PLACE TO PREVENT ANY UNCONTROLLED SWING OR DROP.

EXCEPTION: WHERE THE DESIGN APPLICANT HAS DEMONSTRATED THE ADEQUACY OF ALTERNATE MEANS OF DEMOLITION THROUGH PLANS, CALCULATIONS, OR THE ESTABLISHMENT OF SAFETY ZONES, AS APPROPRIATE, THE COMMISSIONER MAY ACCEPT SUCH ALTERNATIVE MEANS OF DEMOLITION.

3306.9 SAFEGUARDS

DEMOLITION SHALL BE CONDUCTED IN ACCORDANCE WITH THE REQUIREMENTS OF SECTIONS 3306.9.1 THROUGH 3306.9.14.

3306.9.1 UTILITIES AND SERVICE LINES THE REQUIREMENTS OF SECTION 3303.2 SHALL APPLY.

3306.9.3 DUST DUST PRODUCING OPERATIONS SHALL BE WETTED DOWN TO THE EXTENT NECESSARY TO CONTROL THE DUST.

3306.9.4 WATER ACCUMULATION THE REQUIREMENTS OF SECTION 3303.14 SHALL APPLY.

3306.9.11. STORAGE OF MATERIAL.

3306.9.11.1. EXAMINATION OF CONNECTIONS.

BEFORE ANY MATERIAL IS STORED ON ANY FLOOR, THE EXISTING FLOORING ADJACENT TO BEARING WALLS, SHEAR WALLS, BEAMS, AND COLUMNS SHALL BE REMOVED AND THE CONNECTIONS OF THE FLOOR FRAMING SYSTEM TO THE BEARING WALLS, SHEAR WALLS, BEAMS AND COLUMNS SHALL BE CAREFULLY EXAMINED BY A COMPETENT PERSON DESIGNATED BY THE PERMIT HOLDER TO ASCERTAIN THEIR CONDITION AND ADEQUACY TO SUPPORT SUCH MATERIAL. IF THE CONNECTIONS ARE FOUND TO BE IN POOR CONDITION OR INADEQUATE TO SUPPORT THE STORED MATERIAL, NO MATERIAL SHALL BE DEPOSITED ON THE FLOOR UNTIL THESE CONNECTIONS ARE SHORED FROM THE CELLAR FLOOR THROUGH EACH SUCCESSIVE FLOOR OR OTHERWISE STRENGTHENED TO SAFELY SUPPORT SUCH MATERIAL.

3306.11 COMPLETION OF DEMOLITION OPERATIONS.

ALL WORK REQUIRED FOR STRUCTURAL STABILITY AND PERMANENT WATERPROOFING OF ADJACENT BUILDINGS MUST BE COMPLETED PRIOR TO DEMOLITION SIGN-OFF.

OSHA 29 CFR 1926: SUBPART T-DEMOLITION

AUTHORITY: SECTION 107, CONTRACT WORK HOURS AND SAFETY STANDARDS ACT (CONSTRUCTION SAFETY ACT) (40 U.S.C. 333); SECTIONS 4, 6, 8, OCCUPATIONAL SAFETY AND HEALTH ACT OF 1970 (29 U.S.C. 653, 655, 657); SECRETARY OF LABOR'S ORDER NO. 12-71 (36 FR 8754), 8-76 (41 FR 25059), OR 9-83 (48 FR 35736), AS APPLICABLE.

1926.850 PREPARATORY OPERATIONS.

- PRIOR TO PERMITTING EMPLOYEES TO START DEMOLITION OPERATIONS, AN ENGINEERING SURVEY SHALL BE MADE, BY A COMPETENT PERSON, OF THE STRUCTURE TO DETERMINE THE CONDITION OF THE FRAMING, FLOORS, AND WALLS, AND POSSIBILITY OF UNPLANNED COLLAPSE OF ANY PORTION OF THE STRUCTURE. ANY ADJACENT STRUCTURE WHERE EMPLOYEES MAY BE EXPOSED SHALL ALSO BE SIMILARLY CHECKED. THE EMPLOYER SHALL HAVE IN WRITING EVIDENCE THAT SUCH A SURVEY HAS BEEN PERFORMED.
- WHEN EMPLOYEES ARE REQUIRED TO WORK WITHIN A STRUCTURE TO BE DEMOLISHED WHICH HAS BEEN DAMAGED BY FIRE, FLOOD, EXPLOSION, OR OTHER CAUSE, THE WALLS OR FLOOR SHALL BE SHORED OR BRACED.

- ALL ELECTRIC, GAS, WATER, STEAM, SEWER, AND OTHER SERVICE LINES SHALL BE SHUT OFF, CAPPED, OR OTHERWISE CONTROLLED, OUTSIDE THE BUILDING LINE BEFORE DEMOLITION WORK IS STARTED. IN EACH CASE, ANY UTILITY COMPANY WHICH IS INVOLVED SHALL BE NOTIFIED IN ADVANCE.
- IF IT IS NECESSARY TO MAINTAIN ANY POWER, WATER OR OTHER UTILITIES DURING DEMOLITION, SUCH LINES SHALL BE TEMPORARILY RELOCATED, AS NECESSARY, AND PROTECTED.
- IT SHALL ALSO BE DETERMINED IF ANY TYPE OF HAZARDOUS CHEMICALS, GASES, EXPLOSIVES, FLAMMABLE MATERIALS, OR SIMILARLY DANGEROUS SUBSTANCES HAVE BEEN USED IN ANY PIPES, TANKS, OR OTHER EQUIPMENT ON THIS PROPERTY. WHEN THE PRESENCE OF ANY SUCH SUBSTANCES IS APPARENT OR SUSPECTED, TESTING PURGING SHALL BE PERFORMED AND THE HAZARD ELIMINATED BEFORE DEMOLITION IS STARTED.
- WHERE A HAZARD EXISTS FROM FRAGMENTATION OF GLASS, SUCH HAZARDS SHALL BE REMOVED.
- WHERE A HAZARD EXISTS TO EMPLOYEES FALLING THROUGH WALL OPENINGS, THE OPENING SHALL BE PROTECTED TO A HEIGHT OF APPROXIMATELY 42 INCHES.
- WHEN DEBRIS IS DROPPED THROUGH HOLES IN THE FLOOR WITHOUT THE USE OF CHUTES, THE AREA INTO WHICH THE MATERIAL IS DROPPED SHALL BE COMPLETELY ENCLOSED WITH BARRICADES NOT LESS THAN 42 INCHES HIGH AND NOT LESS THAN 6 FEET BACK FROM THE PROJECTED EDGE OF THE OPENING ABOVE. SIGNS, WARNING OF THE HAZARD OF FALLING MATERIALS, SHALL BE POSTED AT EACH LEVEL. REMOVAL SHALL NOT BE PERMITTED IN THIS LOWER AREA UNTIL DEBRIS HANDLING CEASES ABOVE.
- ALL FLOOR OPENINGS, NOT USED AS MATERIAL DROPS, SHALL BE COVERED OVER WITH MATERIAL SUBSTANTIAL ENOUGH TO SUPPORT THE WEIGHT OF ANY LOAD WHICH MAY BE IMPOSED. SUCH MATERIAL SHALL BE PROPERLY SECURED TO PREVENT ITS ACCIDENTAL MOVEMENT.
- EXCEPT FOR THE CUTTING OF HOLES IN FLOORS FOR CHUTES, HOLES THROUGH WHICH TO DROP MATERIALS, PREPARATION OF STORAGE SPACE, AND SIMILAR NECESSARY PREPARATORY WORK, THE DEMOLITION OF EXTERIOR WALLS AND FLOOR CONSTRUCTION SHALL BEGIN AT THE TOP OF THE STRUCTURE AND PROCEED DOWNWARD. EACH STORY OF EXTERIOR WALL AND FLOOR CONSTRUCTION SHALL BE REMOVED AND DROPPED INTO STORAGE SPACE BEFORE COMMENCING THE REMOVAL OF EXTERIOR WALLS AND FLOORS IN THE STORY NEXT BELOW.
- EMPLOYEE ENTRANCES TO MULTISTORY STRUCTURES BEING DEMOLISHED SHALL BE COMPLETELY PROTECTED BY SIDEWALK SHEDS OF CANOPIES, OR BOTH, PROVIDING PROTECTION FROM THE FACE OF THE BUILDING FOR A MINIMUM OF 8 FEET. ALL SUCH CANOPIES SHALL BE AT LEAST 12 FEET WIDER THAN THE BUILDING ENTRANCES OR OPENINGS (1 FOOT WIDER ON EACH SIDE THEREOF), AND SHALL BE CAPABLE OF SUSTAINING A LOAD OF 150 POUNDS PER SQUARE FOOT.

1926.851 STAIRS, PASSAGEWAYS, AND LADDERS.

- ONLY THOSE STAIRWAYS, PASSAGEWAYS, AND LADDERS DESIGNATED AS MEANS OF ACCESS TO THE STRUCTURE OF A BUILDING, SHALL BE USED. OTHER ACCESS WAYS SHALL BE ENTIRELY CLOSED AT ALL TIMES.
- ALL STAIRS, PASSAGEWAYS, LADDERS AND INCIDENTAL EQUIPMENT THERETO, WHICH ARE COVERED BY THIS SECTION, SHALL BE PERIODICALLY INSPECTED AND MAINTAINED IN A CLEAN SAFE CONDITION.
- IN A MULTISTORY BUILDING, WHEN A STAIRWELL IS BEING USED, IT SHALL BE PROPERLY ILLUMINATED BY EITHER NATURAL OR ARTIFICIAL MEANS, AND COMPLETELY AND SUBSTANTIALLY COVERED OVER AT A POINT ON WHICH WORK IS BEING PERFORMED, AND ACCESS TO THE FLOOR WHERE THE WORK IS IN PROGRESS SHALL BE THROUGH A PROPERLY LIGHTED, PROTECTED, AND SEPARATE PASSAGEWAY.

1926.852 CHUTES.

- NO MATERIAL SHALL BE DROPPED TO ANY POINT LYING OUTSIDE THE EXTERIOR WALLS OF THE STRUCTURE UNLESS THE AREA IS EFFECTIVELY PROTECTED.
- ALL MATERIALS CHUTES, OR SECTIONS THEREOF, AT AN ANGLE OF MORE THAN 45° FROM THE HORIZONTAL, SHALL BE ENTIRELY ENCLOSED, EXCEPT FOR OPENINGS EQUIPPED WITH CLOSURES AT OR ABOUT FLOOR LEVEL FOR THE INSERTION OF MATERIALS. THE OPENINGS SHALL NOT EXCEED 48 INCHES IN HEIGHT MEASURED ALONG THE WALL OF THE CHUTE. AT ALL STORIES BELOW THE TOP FLOOR, SUCH OPENINGS SHALL BE KEPT CLOSED WHEN NOT IN USE.
- A SUBSTANTIAL GATE SHALL BE INSTALLED IN EACH CHUTE AT OR NEAR THE DISCHARGE END. A COMPETENT EMPLOYEE SHALL BE ASSIGNED TO CONTROL THE OPERATION OF THE GATE, AND THE BACKING AND LOADING OF TRUCKS.
- WHEN OPERATIONS ARE NOT IN PROGRESS, THE AREA SURROUNDING THE DISCHARGE END OF A CHUTE SHALL BE SECURELY CLOSED OFF.
- ANY CHUTE OPENING, INTO WHICH WORKMEN DUMP DEBRIS, SHALL BE PROTECTED BY A SUBSTANTIAL GUARDRAIL APPROXIMATELY 42 INCHES ABOVE THE FLOOR OR OTHER SURFACE ON WHICH THE MEN STAND TO DUMP THE MATERIAL. ANY SPACE BETWEEN THE CHUTE AND THE EDGE OF OPENINGS IN THE FLOORS THROUGH WHICH IT PASSES SHALL BE SOLIDLY COVERED OVER.
- WHERE THE MATERIAL IS DUMPED FROM MECHANICAL EQUIPMENT OR WHEELBARROWS, A SECURELY ATTACHED TOEBOARD OR BUMPER, NOT LESS THAN 4 INCHES THICK AND 6 INCHES HIGH, SHALL BE PROVIDED AT EACH CHUTE OPENING.
- CHUTES SHALL BE DESIGNED AND CONSTRUCTED OF SUCH STRENGTH AS TO ELIMINATE FAILURE DUE TO IMPACT OF MATERIALS OR DEBRIS LOADED THEREIN.

1926.853 REMOVAL OF MATERIALS THROUGH FLOOR OPENINGS.

ANY OPENINGS CUT IN A FLOOR FOR THE DISPOSAL OF MATERIALS SHALL BE NO LARGER IN SIZE THAN 25 PERCENT OF THE AGGREGATE OF THE TOTAL FLOOR AREA, UNLESS THE LATERAL SUPPORTS OF THE REMOVED FLOORING REMAIN IN PLACE. FLOORS WEAKENED OR OTHERWISE MADE UNSAFE BY DEMOLITION OPERATIONS SHALL BE SHORED TO CARRY SAFELY THE INTENDED IMPOSED LOAD FROM DEMOLITION OPERATIONS.

1926.854 REMOVAL OF WALLS, MASONRY SECTIONS, AND CHIMNEYS.

- MASONRY WALLS, OR OTHER SECTIONS OF MASONRY, SHALL NOT BE PERMITTED TO FALL UPON THE FLOORS OF THE BUILDING IN SUCH A MASSES AS TO EXCEED THE SAFE CARRYING CAPACITIES OF THE FLOORS.
- NO WALL SECTION, WHICH IS MORE THAN ON STORY IN HEIGHT, SHALL BE PERMITTED TO STAND ALONE WITHOUT LATERAL BRACING, UNLESS SUCH WALL WAS ORIGINALLY DESIGNED AND CONSTRUCTED TO STAND WITHOUT SUCH LATERAL SUPPORT, AND IS IN A CONDITION SAFE ENOUGH TO BE SELF-SUPPORTING. ALL WALLS SHALL BE LEFT IN A STABLE CONDITION AT THE END OF EACH SHIFT.
- EMPLOYEES SHALL NOT BE PERMITTED TO WORK ON THE TOP OF A WALL WHEN WEATHER CONDITIONS CONSTITUTE A HAZARD.
- STRUCTURAL OR LOAD-SUPPORTING MEMBERS ON ANY FLOOR SHALL NOT BE CUT OR REMOVED UNTIL ALL STORIES ABOVE SUCH A FLOOR HAVE BEEN DEMOLISHED AND REMOVED. THIS PROVISION SHALL NOT PROHIBIT THE CUTTING OF FLOOR BEAMS FOR THE DISPOSAL OF MATERIAL OF FOR THE INSTALLATION OF EQUIPMENT, PROVIDED THAT THE REQUIREMENTS OF 1926.853 AND 1926.855 ARE MET.
- FLOOR OPENINGS WITHIN 10 FEET OF ANY WALL BEING DEMOLISHED SHALL BE PLANKED SOLID, EXCEPT WHEN EMPLOYEES ARE KEPT OUT OF THE AREA BELOW.
- IN BUILDINGS OF "SKELETON-STEEL" CONSTRUCTION, THE STEEL FRAMING MAY BE LEFT IN PLACE DURING THE DEMOLITION OF MASONRY. WHERE THIS IS DONE, ALL STEEL BEAMS, GIRDERS, AND SIMILAR STRUCTURAL SUPPORTS SHALL BE CLEARED OF ALL LOOSE MATERIAL AS THE MASONRY DEMOLITION PROGRESSES DOWNWARD.
- WALKWAYS, OR LADDERS SHALL BE PROVIDED TO ENABLE EMPLOYEES TO SAFELY REACH OR LEAVE ANY SCAFFOLD OR WALL.
- WALLS, WHICH SERVE AS RETAINING WALLS TO SUPPORT EARTH OR ADJOINING STRUCTURES, SHALL NOT BE DEMOLISHED UNTIL SUCH EARTH HAS BEEN PROPERLY BRACED OR ADJOINING STRUCTURES HAVE BEEN PROPERLY UNDERPINNED.
- WALLS, WHICH ARE TO SERVE AS RETAINING WALLS AGAINST WHICH DEBRIS WILL BE PILED, SHALL NOT BE SO USED UNLESS CAPABLE OF SAFELY SUPPORTING THE IMPOSED LOAD.

1926.855 MANUAL REMOVAL OF FLOORS.

- OPENINGS CUT IN A FLOOR SHALL EXTEND THE FULL SPAN OF THE ARCH BETWEEN SUPPORTS.
- BEFORE DEMOLISHING ANY FLOOR ARCH, DEBRIS AND OTHER MATERIAL SHALL BE REMOVED FROM SUCH ARCH AND OTHER ADJACENT FLOOR AREA. PLANKS NOT LESS THAN 2 INCHES BY 10 INCHES IN CROSS SECTION, FULL SIZE UNDRRESSED, SHALL BE PROVIDED FOR, AND SHALL BE USED BY EMPLOYEES TO STAND ON WHILE BREAKING DOWN FLOOR ARCHES BETWEEN BEAMS. SUCH PLANKS SHALL BE SO LOCATED AS TO PROVIDE A SAFE SUPPORT FOR THE WORKMEN SHOULD THE ARCH BETWEEN THE BEAMS COLLAPSE. THE OPEN SPACE BETWEEN PLANKS SHALL NOT EXCEED 16 INCHES.
- SAFE WALKWAYS, NOT LESS THAN 18 INCHES WIDE, FORMED OF PLANKS NOT LESS THAN 2 INCHES THICK IF WOOD, OR OF EQUIVALENT STRENGTH OF METAL, SHALL BE PROVIDED AND USED BY WORKMEN WHEN NECESSARY TO ENABLE THEM TO REACH ANY POINT WITHOUT WALKING UPON EXPOSED BEAMS.
- STRINGERS OF AMPLE STRENGTH SHALL BE INSTALLED TO SUPPORT THE FLOORING PLANKS, AND THE ENDS OF SUCH STRINGERS SHALL BE SUPPORTED BY FLOOR BEAMS OR GIRDERS, AND NOT BY FLOOR ARCHES ALONE.
- PLANKS SHALL BE LAID TOGETHER OVER SOLID BEARINGS WITH THE ENDS OVERLAPPING AT LEAST 1 FOOT.
- WHEN FLOOR ARCHES ARE BEING REMOVED, EMPLOYEES SHALL NOT BE ALLOWED IN THE AREA DIRECTLY UNDERNEATH, AND SUCH AN AREA SHALL BE BARRICADED TO PREVENT ACCESS TO IT.
- DEMOLITION OF FLOOR ARCHES SHALL NOT BE STARTED UNTIL THEY, AND THE SURROUNDING FLOOR AREA FOR A DISTANCE OF 20 FEET, HAVE BEEN CLEARED OF DEBRIS AND ANY OTHER UNNECESSARY MATERIALS.

1926.856 REMOVAL OF WALLS, FLOORS, AND MATERIAL WITH EQUIPMENT.

- MECHANICAL EQUIPMENT SHALL NOT BE USED ON FLOORS OR WORKING SURFACES UNLESS SUCH FLOORS OR SURFACES ARE OF SUFFICIENT STRENGTH TO SUPPORT THE IMPOSED LOAD.
- FLOOR OPENINGS SHALL HAVE CURBS OR STOP-LOGS TO PREVENT EQUIPMENT FROM RUNNING OVER THE EDGE.
- MECHANICAL EQUIPMENT USED SHALL MEET THE REQUIREMENTS SPECIFIED IN SUBPARTS N AND O IN THIS PART.

1926.857 STORAGE.

- THE STORAGE OF WASTE MATERIAL AND DEBRIS ON ANY FLOOR SHALL NOT EXCEED THE ALLOWABLE FLOOR LOADS.
- IN BUILDINGS HAVING WOODEN FLOOR CONSTRUCTION, THE FLOORING BOARDS MAY BE REMOVED FROM NOT MORE THAN ONE FLOOR ABOVE GRADE TO PROVIDE STORAGE SPACE FOR DEBRIS, PROVIDED FALLING MATERIAL IS NOT PERMITTED TO ENDANGER THE STABILITY OF THE STRUCTURE.

- WHEN WOOD FLOOR BEAMS SERVE TO BRACE INTERIOR WALLS OR FREE-STANDING EXTERIOR WALLS, SUCH BEAMS SHALL BE LEFT IN PLACE UNTIL OTHER EQUIVALENT SUPPORT CAN BE INSTALLED TO REPLACE THEM.
- FLOOR ARCHES, TO AN ELEVATION OF NOT MORE THAN 25 FEET ABOVE GRADE, MAY BE REMOVED TO PROVIDE STORAGE AREA FOR DEBRIS, PROVIDED, THAT SUCH REMOVAL DOES NOT ENDANGER THE STABILITY OF THE STRUCTURE.
- STORAGE SPACE INTO WHICH MATERIAL IS DUMPED SHALL BE BLOCKED OFF, EXCEPT FOR OPENINGS NECESSARY FOR THE REMOVAL OF MATERIAL. SUCH OPENINGS SHALL BE KEPT CLOSED AT ALL TIMES WHEN MATERIAL IS NOT BEING REMOVED.

1926.859 (G)

- DURING DEMOLITION, CONTINUING INSPECTIONS BY A COMPETENT PERSON SHALL BE MADE AS THE WORK PROGRESSES TO DETECT HAZARDS RESULTING FROM WEAKENED OR DETERIORATED FLOORS, OR WALLS, OR LOOSENEED MATERIAL. NO EMPLOYEE SHALL BE PERMITTED TO WORK WHERE SUCH HAZARDS EXIST UNTIL THEY ARE CORRECTED BY SHORING, BRACING, OR OTHER EFFECTIVE MEANS.

GENERAL DEMOLITION NOTES

1.0 MECHANICAL EQUIPMENT USE NOTES

- THE MACHINES SHALL NOT BE OPERATED IN A MANNER THAT A WHEEL, OUTRIGGER, OR TRACK IS UPLIFTED, OR IN A MANNER THAT IMPARTS EXTREME DYNAMIC LOADING ON THE SLAB.
- IF MORE THAN ONE MACHINE IS USED, THE MACHINES SHALL BE SEPARATED BY AT LEAST 1 BAY OR (25 FEET), WHICH EVER IS LARGER.
- WHEN PULVERIZING CONCRETE, THE MACHINES AND PERSONNEL ON THE FLOOR BELOW SHALL NOT TRAVEL OR OCCUPY THE AREA WITHIN 25 FEET OF THE MACHINE ABOVE. CONTROLLED ACCESS MUST BE MAINTAINED IN THE BUILDING WHEN PULVERIZING IS IN PROGRESS.
- THE MACHINES SHALL NOT BE OPERATED ON A CANTILEVERED PORTION OF SLAB OR A DISTRESSED SLAB.

2.0 DURING DEMOLITION OF THE WALLS, FLOOR SLABS AND OTHER ELEMENTS, THESE ELEMENTS SHALL NOT BE LOOSENEED OR PERMITTED TO DROP IN SUCH MASSES AS TO WEAKEN THE FLOORS OR AFFECT THE STABILITY OF THE STRUCTURAL SUPPORTS.

3.0 DURING DEMOLITION, CONTINUING INSPECTIONS BY A COMPETENT PERSON DESIGNATED BY THE CONTRACTOR SHALL BE MADE AS THE WORK PROGRESSES TO DETECT HAZARDS RESULTING FROM WEAKENED OR DETERIORATED FLOORS, OR WALLS OR LOOSENEED MATERIAL.

NO SITE PERSONNEL SHALL BE PERMITTED TO TRAVEL OR WORK IN AN AREA WHERE SUCH HAZARDS EXIST UNTIL THEY ARE CORRECTED BY SHORING, BRACING, OR OTHER EFFECTIVE MEANS.

CONTACT THE ENGINEER IF NEEDED TO DETERMINE THE SHORING, BRACING, OR CORRECTIVE MEASURES.

4.0 ALL LEADING EDGES ABOVE 6' IN HEIGHT SHALL BE PROTECTED WITH STANDARD GUARDRAILS OR MEN SHALL TIE-OFF WITH AN OSHA COMPLIANT PERSONAL FALL ARREST SYSTEM FASTENED TO ADEQUATE TIE-OFF POINTS WHEN TRAVELING OR WORKING WITHIN 6' OF A LEADING EDGE.

5.0 EVERY FLOOR HOLE IN WHICH PERSONS CAN ACCIDENTALLY WALK SHALL BE GUARDED BY EITHER :

- A STANDARD GUARDRAIL ON ALL EXPOSED SIDES, OR
- A FLOOR HOLE COVER OF ADEQUATE STRENGTH AND CONSTRUCTION.

6.0 PRIOR TO DROPPING ANY DEBRIS IN THE ELEVATOR SHAFTS, A COMPETENT PERSON SHALL INFORM ALL SITE PERSONNEL TO STAY A MINIMUM OF 25' FROM THE SHAFT ON ALL FLOORS WHILE DEBRIS IS BEING DROPPED.

7.0 FIRE PREVENTION DURING DEMOLITION

- COMBUSTIBLE DEBRIS SHALL NOT BE PERMITTED TO ACCUMULATE, AND SHALL BE REMOVED FROM THE SITE AT REASONABLE INTERVALS IN ACCORDANCE WITH THE REQUIREMENTS OF THE NEW YORK CITY FIRE CODE.
- FIREFIGHTING EQUIPMENT, FIRE FIGHTING ACCESS AT THE CONSTRUCTION OR DEMOLITION SITE, AND THE CONDUCT OF ALL CONSTRUCTION OR DEMOLITION OPERATIONS AFFECTING FIRE PREVENTION AND FIRE FIGHTING SHALL COMPLY WITH THE NEW YORK CITY FIRE CODE AND THE PROVISIONS OF SECTIONS 3303.7.1 THRU 3303.7.5.
- A WATER SUPPLY FOR FIRE PROTECTION SHALL BE PROVIDED IN ACCORDANCE WITH THE NEW YORK CITY FIRE CODE.
- FIRE EXTINGUISHERS SHALL BE PROVIDED IN ACCORDANCE WITH THE NEW YORK CITY FIRE CODE.
- SMOKING SHALL BE PROHIBITED AT ALL CONSTRUCTION AND DEMOLITION SITES. NO SMOKING SIGNS SHALL BE POSTED AT THE SITE IN ACCORDANCE WITH THE PROVISIONS OF THE NEW YORK CITY FIRE CODE.

8.0 FIRE PREVENTION DURING TORCH OPERATIONS

- ALL HOT WORKS SHALL COMPLY WITH NYC FIRE CODE AND NFPA REQUIREMENTS.
- ALL PERSONS PERFORMING HOT WORK POSSESS VALID CERTIFICATES OF FITNESS.
- A FIRE WATCH SHALL BE MAINTAINED DURING HOT WORK OPERATIONS. THE FIRE WATCH SHALL CONTINUE FOR A MINIMUM OF 30 MINUTES AFTER THE CONCLUSION OF THE WORK.

9.0 MAINTAIN (2) UNOBSTRUCTED MEANS OF EGRESS AT ALL TIMES.

10.0 SUBSTANTIVE CHANGES GOVERNED BY FIELD CONDITIONS OR UNUSUAL CONDITIONS SHALL BE REPORTED TO THE ENGINEER.

No.	DATE	DESCRIPTION	BY
HOWARD I. SHAPIRO & ASSOCIATES CONSULTING ENGINEERS, P.C.			
266 MERRICK ROAD, SUITE 300, LYNBROOK, N.Y. 11563 TEL: (516) 791-2600 FAX: (516) 791-5425 COPYRIGHT DESIGN NOT TO BE LENT, COPIED, OR REPRODUCED IN WHOLE OR IN PART WITHOUT PRIOR WRITTEN CONSENT.			
THIS OFFICE DISCLAIMS ANY RESPONSIBILITY FOR DRAWINGS OR OTHER DOCUMENTS RELATED TO THIS PROJECT UNLESS THEY BEAR THE SIGNATURE AND SEAL OF A PROFESSIONAL ENGINEER OF THIS OFFICE. THE NEW YORK STATE EDUCATION LAW PROHIBITS ANY ALTERATIONS TO, OR DELETIONS FROM, THIS DRAWING EXCEPT AS MAY BE MADE BY A LICENSED PROFESSIONAL ENGINEER OR REGISTERED ARCHITECT WHO WILL BEAR THE RESPONSIBILITY FOR SUCH CHANGE.			
CLIENT			
TISHMAN CONSTRUCTION COMPANY 111 BROADWAY, SUITE 603 NEW YORK, NY 10006			
PROJECT			
SITE SAFETY PLAN FOR DEMOLITION OPERATIONS AT 270 PARK AVENUE, MANHATTAN, NY			
ZONING INFORMATION			
BLOCK: 1283 LOT: 21 ZONE: C5-3 ZONING MAP: 8D COMMUNITY BOARD: 105 BIN #: 1035421			
PLACE STICKER HERE		EXAMINER'S STAMP HERE	
TITLE			
DEMOLITION NOTES			
SEAL & SIGNATURE		DRAWING BY: KC DATE: 08/23/2018	
		PROJECT NO: 18211.00.00	
		ENGINEER: JS	
		SCALE: AS NOTED	
		CHK BY: JS	
		DWG NO:	
		SSP-122.00	
V:2018/18211.00.00		9 OF 23	



OCCUPANT PROTECTION PLAN :

1. GENERAL
- ALL WORK SHALL BE DONE IN ACCORDANCE WITH THE 2014 NYC BUILDING CODE, 2014 FIRE CODE, OSHA SAFETY AND HEALTH REGULATIONS FOR CONSTRUCTION, AND ALL OTHER APPLICABLE REGULATIONS PERTAINING TO THIS WORK.
2. SCOPE OF WORK
- THE SCOPE OF WORK HEREIN IS LIMITED TO THE HAND DEMOLITION OF CONCRETE BOLSTERS, CONCRETE PLANTERS, AND THE STEEL-FRAMED CANOPY ALONG E.48TH ST. THE SCOPE OF WORK ALSO INCLUDES REMOVAL OF TWO TREES, AND MULTIPLE BIKE RACKS.

THE BUILDING IS OCCUPIED, THOUGH THE WORK TAKES PLACE ON THE BUILDING PLAZA AREAS AND ADJACENT TO BUILDING ENTRANCES.

BUILDING OCCUPANTS AND PUBLIC SHALL BE SEPARATED FROM THE WORK AREA THROUGH THE USE OF PLASTIC JERSEY BARRIERS WITH CHAINLINK FENCE AND FLAGMAN WILL BE PROVIDED TO CONTROL FOOT TRAFFIC WHEN WORK IS IN PROGRESS.

THE BOLSTER DEMOLITION AND CANOPY DEMOLITION REQUIRES TEMPORARY RESTRICTED EGRESS AT THE NORTH BREEZEWAY ENTRANCE WHEN THE WORK TAKES PLACE IN FRONT OF THESE ENTRANCES.

THE DRAWING HEREIN SHOW THE BUILDING EGRESS FOR EACH SEQUENCE OF WORK.

BUILDING SECURITY GUARDS SHALL MAN THE DOORS AND DIRECT OCCUPANTS TO ALTERNATIVE EXITS WHEN WORK IS TAKING PLACE IN FRONT OF A BREEZEWAY ENTRANCE.

DEBRIS REMOVAL SHALL BE DONE MANUALLY USING MINI-CONTAINERS, WHEELBARROWS, DOLLYS OR LOADING TRUCKS DIRECTLY BY HAND. ALL APPLICABLE DEPARTMENT OF TRANSPORTATION PERMITS SHALL BE OBTAINED BY THE CONTRACTOR FOR WORKING ON THE SIDEWALK AND ROADWAY.
3. MEANS-OF-EGRESS
- TWO MEANS OF EMERGENCY EGRESS FOR THE BUILDING OCCUPANTS SHALL BE MAINTAINED AT ALL TIMES. THERE IS A TEMPORARY CHANGE IN EGRESS DURING THIS WORK (NORTH DOORS OR BREEZEWAY SHALL BE CLOSED). UPON COMPLETION OF THIS WORK, THE ORIGINAL EGRESS SHALL BE RESTORED.

AVAILABLE MEANS OF EGRESS SHALL BE MAINTAINED CLEAR AND FREE OF ALL OBSTRUCTIONS AT ALL TIMES.
4. FIRE SAFETY
- PRECAUTIONS SHALL BE TAKEN TO PROVIDE FOR FIRE AND LIFE SAFETY AT ALL TIMES.

FIRE GUARDS ARE TO BE PRESENT DURING NORMAL WORKING HOURS.

AREAS OUTSIDE OF WORK AREA SHALL BE KEPT UNOBSTRUCTED AT ALL TIMES.

SMOKING IS STRICTLY PROHIBITED WITHIN THE WORK AS SPECIFIED BY THE 2014 NYC BUILDING CODE AND 2014 NYC FIRE CODE.

ALL HOT WORK SHALL COMPLY WITH 2014 NYC FIRE CODE AND CURRENT NFPA REQUIREMENTS.

ALL PERSONS PERFORMING HOT WORK POSSESS VALID CERTIFICATES OF FITNESS.

A FIRE WATCH SHALL BE MAINTAINED DURING HOT WORK OPERATIONS. THE FIRE WATCH SHALL CONTINUE FOR A MINIMUM OF 30 MINUTES AFTER THE CONCLUSION OF THE WORK.

ALL BUILDING MATERIAL STORED AT THE CONSTRUCTION AREA AND/OR IN ANY AREA OF THE BUILDING ARE TO BE STORED IN A LOCKED AREA. ACCESS TO SUCH AREA IS CONTROLLED BY THE OWNER AND/OR CONSTRUCTION MANAGER.

ALL MATERIALS ARE TO BE STORED IN AN ORDERLY FASHION.

ALL FLAMMABLE MATERIALS ARE TO BE KEPT TIGHTLY SEALED IN THEIR RESPECTIVE MANUFACTURER'S CONTAINERS. SUCH MATERIALS ARE TO BE KEPT AWAY FROM HEAT.

ALL POWER TO BE SHUT OFF WHERE THERE IS AN EXPOSED CONDUIT.

THE CONTRACTOR AT ALL TIMES IS TO MAKE SURE THAT THERE IS NO LEAKAGE OF NATURAL GAS IN THE BUILDING OR ANY FLAMMABLE GAS IS USED IN DEMOLITION.

THE CONTRACTOR SHALL PROVIDE AT LEAST ONE CLASS ABC PORTABLE HAND FIRE EXTINGUISHER FOR EACH 1000 SQUARE FEET OF CONSTRUCTION AREA OR FRACTION THEREOF, BUT NOT LESS THAN ONE.
5. HEALTH REQUIREMENTS
- DEBRIS, DUST, AND DIRT TO BE KEPT TO A MINIMUM AND BE CONFINED TO THE IMMEDIATE WORK AREA. PRECAUTIONS SHALL BE TAKEN TO LIMIT THE AMOUNT OF DUST MIGRATION TO ADJACENT AREAS. NORTH EGRESS DOORS AND DOOR TO ATMS SHALL BE DUST-PROOFED.

THE SCOPE OF THE PROJECT DOES NOT INVOLVE THE ABATEMENT OF ASBESTOS-CONTAINING MATERIALS. ALL DEMOLITION ACTIVITIES ARE TO BE GOVERNED BY BEST PRACTICES AS APPROVED BY THE DEPARTMENT OF ENVIRONMENTAL PROTECTION (DEP) RULES AND REGULATIONS.

ANY AND ALL DEMOLITION DEBRIS SHALL BE TEMPORARILY STORED WITHIN THE WORK AREA AND SUBSEQUENTLY REMOVED AND DISPOSED OF IN A PROPER MANNER FROM THE BUILDING. REMOVAL AND DISPOSAL OF DEMOLITION DEBRIS SHALL BE IN ACCORDANCE WITH CHAPTER 33 OF THE 2014 NYC BUILDING CODE AND DEP RULES AND REGULATIONS.

DEMOLITION WORK WILL BE CONFINED TO THE EXTERIOR AREAS OF WORK AND WILL NOT CREATE DUST, DIRT, AND OTHER INCONVENIENCES TO OTHER PORTIONS OF THE BUILDING.

1/4"x1/4" WIRE MESH SHALL BE INSTALLED OVER THE METRO-NORTH GRATING TO PREVENT DEBRIS AND DUST FROM ENTERING THE TRAIN SHED. THE WIRE MESH SHALL BE ADDED TO THE GRATINGS IMMEDIATELY ADJACENT TO THE WORK AREA AND REMOVED AFTER THE WORK IN THE AREA IS COMPLETE.
6. STRUCTURAL SAFETY
- THE PROPOSED WORK WILL NOT AFFECT THE BUILDING'S STRUCTURAL INTEGRITY. THE PROPOSED WORK SCOPE OF WORK DOES NOT INVOLVE THE ALTERATION OF ANY EXISTING STRUCTURAL ELEMENTS.
7. NOISE HOURS
- PRECAUTIONS ARE TO BE TAKEN TO REDUCE THE AMOUNT OF NOISE GENERATED DURING THE DEMOLITION PROCESS IN COMPLIANCE WITH THE DEP RULES AND REGULATIONS FOR NOISE MITIGATION.

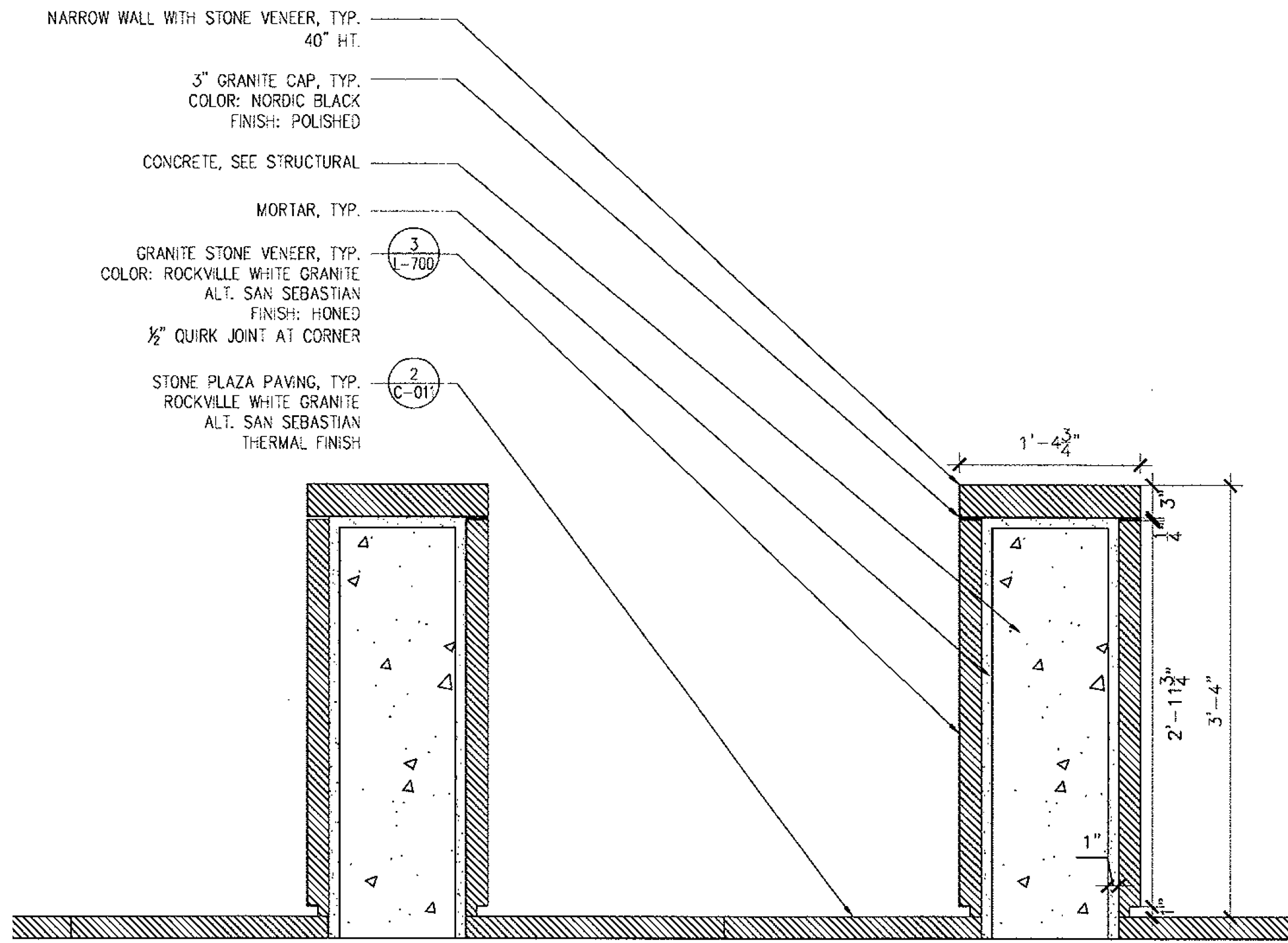
WORKING HOURS FOR DEMOLITION OPERATIONS SHALL BE FROM 7:00 AM TO 6:00 PM MONDAY TO FRIDAY, EXCEPT LEGAL HOLIDAYS.

IF IT IS ACCEPTABLE TO WORK ON WEEKENDS AND AFTER-HOURS, THE CONTRACTOR SHALL OBTAIN AN AFTER-HOURS WORK PERMIT FROM ALL APPLICABLE NYC AGENCIES PRIOR TO WORKING AFTER HOURS.

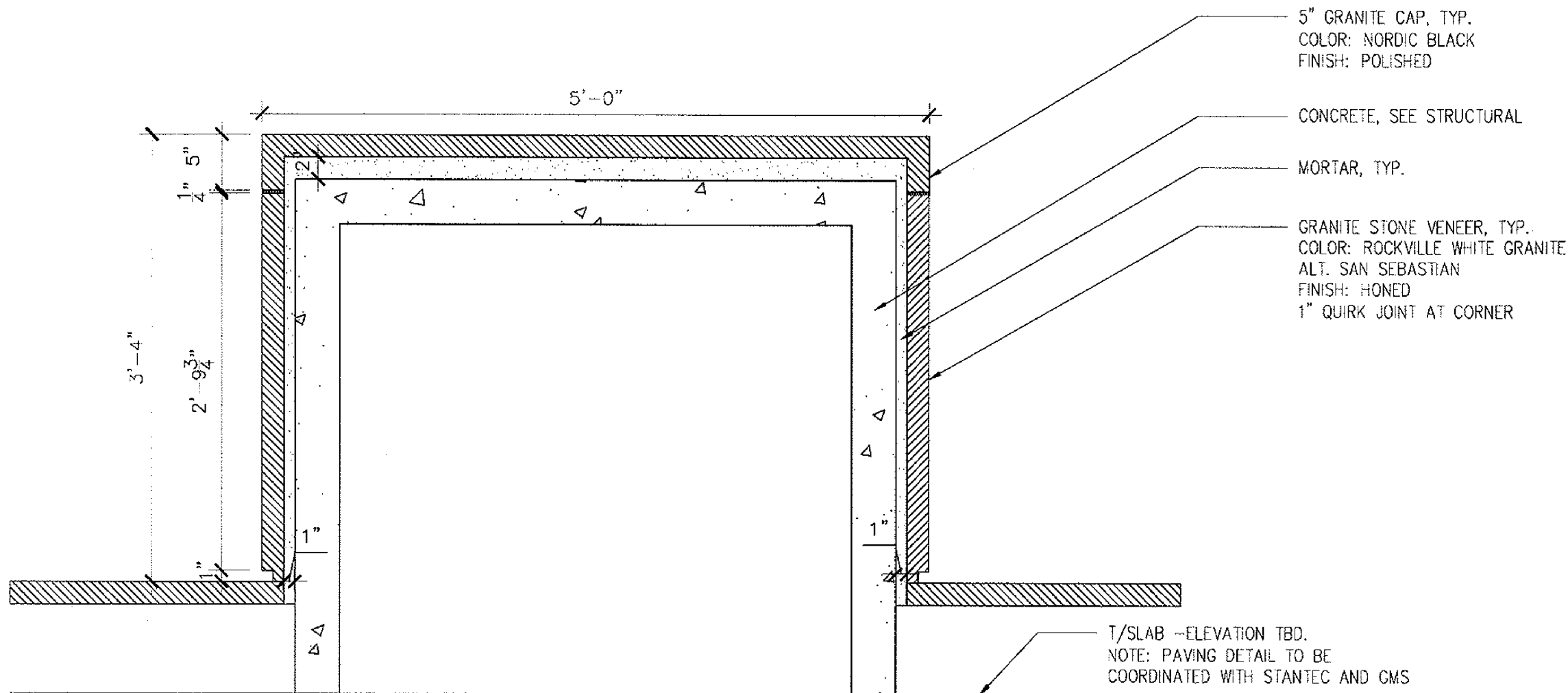
L E G E N D

	SECTION MARK		STREET LAMP
	PORTION OF BUILDING TO BE DEMOLISHED IN THIS PHASE		STREET SIGN
	METRO-NORTH GRATING OVER VENTILATION STRUCTURE		PLASTIC JERSEY BARRIER WITH CHAINLINK FENCE AND NETTING
	FIRE DEPARTMENT CONNECTION FOR STANDPIPE TO REMAIN.		TRAFFIC BARREL
	BUILDING OCCUPANT PATHWAY		CONCRETE JERSEY BARRIER
	EGRESS PATH		CONCRETE BLOCK
	DIRECTION OF TRAFFIC		FLAGMAN / SECURITY GUARD
	TREE		1/4"x1/4" WIRE MESH OVER VENTILATION GRATING
	BIKE RACK TO BE REMOVED		CAUTION / SAFETY NOTE
	EXISTING BOLSTERS		NUMERICAL STEP IN PROCEDURE
	FIRE HYDRANT		
	CONES		

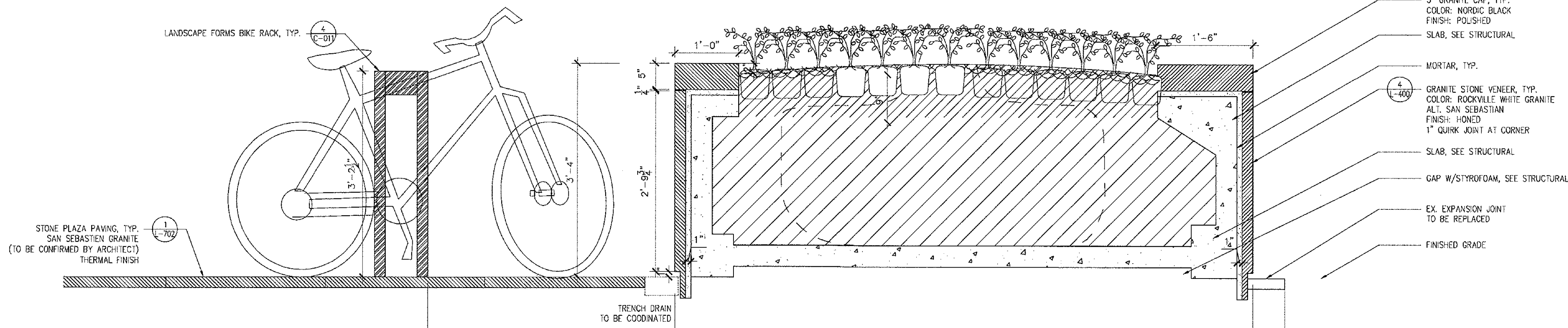
1	08/16/18	REVISED MEAN-AND-METHOD	KC
No.	DATE	DESCRIPTION	BY
<div>HOWARD I. SHAPIRO & ASSOCIATES CONSULTING ENGINEERS, P.C.</div> <div>266 MERRICK ROAD, SUITE 300, LYNBROOK, N.Y. 11563 TEL: (516) 791-2600 FAX: (516) 791-5425</div> <div><small>COPYRIGHT DESIGN NOT TO BE LENT, COPIED, OR REPRODUCED IN WHOLE OR IN PART WITHOUT PRIOR WRITTEN CONSENT.</small></div> <div><small>THIS OFFICE DISCLAIMS ANY RESPONSIBILITY FOR DRAWINGS OR OTHER DOCUMENTS RELATED TO THIS PROJECT UNLESS THEY BEAR THE SIGNATURE AND SEAL OF A PROFESSIONAL ENGINEER OF THIS OFFICE. THE NEW YORK STATE EDUCATION LAW PROHIBITS ANY ALTERATIONS TO, OR DELETIONS FROM, THIS DRAWING EXCEPT AS MAY BE MADE BY A LICENSED PROFESSIONAL ENGINEER OR REGISTERED ARCHITECT WHO WILL BEAR THE RESPONSIBILITY FOR SUCH CHANGE.</small></div>			
CLIENT			
TISHMAN CONSTRUCTION COMPANY 111 BROADWAY, SUITE 603 NEW YORK, NY 10006			
PROJECT			
SITE SAFETY PLAN FOR DEMOLITION OPERATIONS AT 270 PARK AVENUE, MANHATTAN, NY			
ZONING INFORMATION			
BLOCK: 1283 LOT: 21 ZONE: C5-3 ZONING MAP: 8D COMMUNITY BOARD: 105 BIN #: 1035421			
PLACE STICKER HERE		EXAMINER'S STAMP HERE	
TITLE			
OCCUPANT PROTECTION PLAN AND LEGEND			
SEAL & SIGNATURE		DRAWING BY: KC DATE: 08/23/2018	
<div>John Young, RA</div> <div></div> <div>APPROVED</div> <div>AMENDED PLAN</div> <div>08/24/2018</div> <div>BEST SSP</div>		PROJECT NO: 18211.00.00	
		ENGINEER: JS	
		SCALE: AS NOTED	
		CHK BY: JS	
		DWG NO:	
		SSP-123.01	
		V:2018\18211.00.00	10 OF 23



TYPICAL BOLSTER SECTION AT 48TH STREET - FRONT VIEW
Scale : N.T.S.

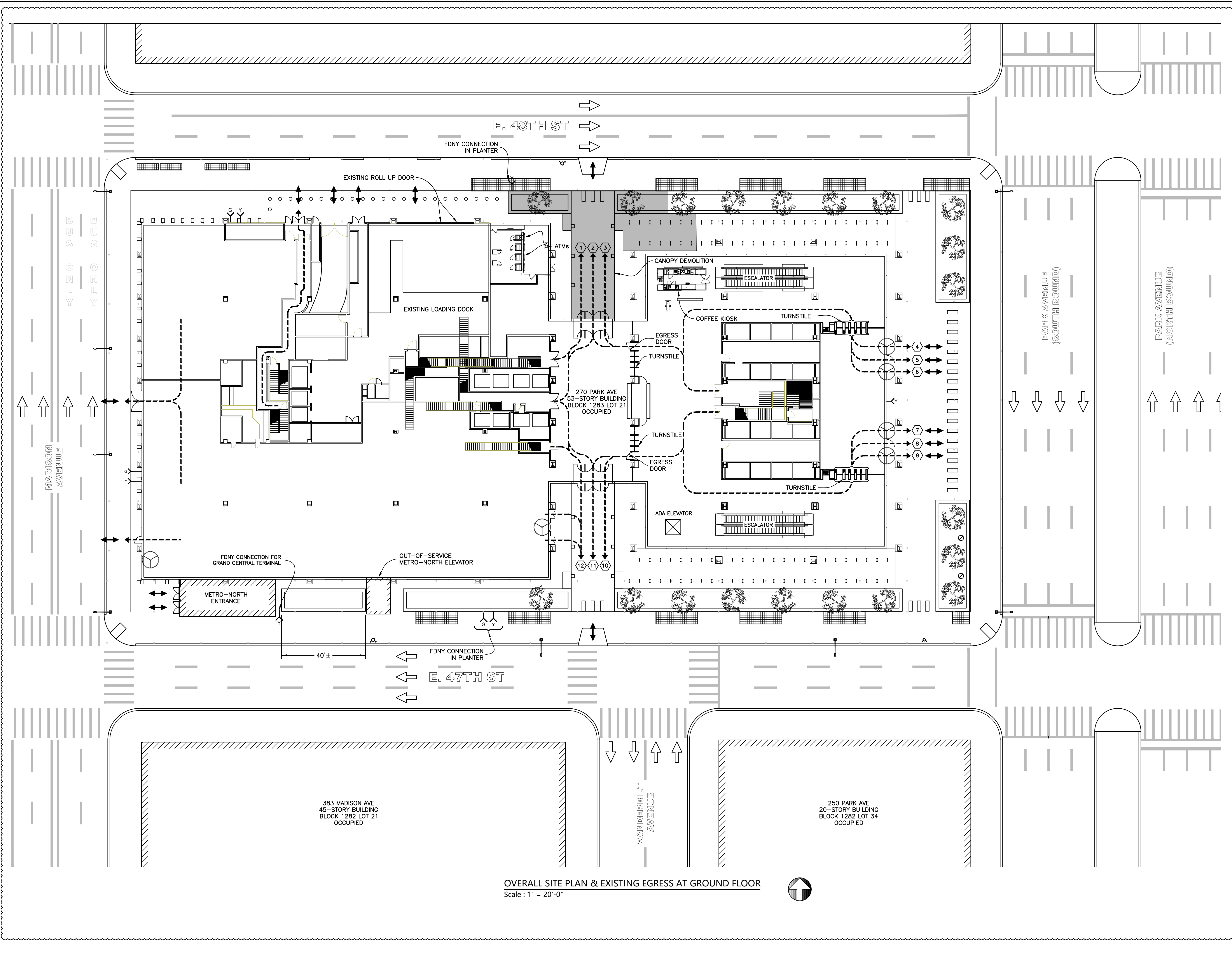


TYPICAL BOLSTER SECTION AT 48TH STREET - SIDE VIEW
Scale : N.T.S.



TYPICAL BICYCLE & PLANTER SECTION AT 48TH STREET
Scale : N.T.S.

1	08/16/18	REVISED MEANS-AND-METHOD	KC
No.	DATE	DESCRIPTION	BY
HOWARD I. SHAPIRO & ASSOCIATES CONSULTING ENGINEERS, P.C.			
266 MERRICK ROAD, SUITE 300, LYNBROOK, N.Y. 11563 TEL: (516) 791-2600 FAX: (516) 791-5425 COPYRIGHT DESIGN NOT TO BE LENT, COPIED, OR REPRODUCED IN WHOLE OR IN PART WITHOUT PRIOR WRITTEN CONSENT.			
THIS OFFICE DISCLAIMS ANY RESPONSIBILITY FOR DRAWINGS OR OTHER DOCUMENTS RELATED TO THIS PROJECT UNLESS THEY BEAR THE SIGNATURE AND SEAL OF A PROFESSIONAL ENGINEER OF THIS OFFICE. THE NEW YORK STATE EDUCATION LAW PROHIBITS ANY ALTERATIONS TO, OR DELETIONS FROM, THIS DRAWING EXCEPT AS MAY BE MADE BY A LICENSED PROFESSIONAL ENGINEER OR REGISTERED ARCHITECT WHO WILL BEAR THE RESPONSIBILITY FOR SUCH CHANGE.			
CLIENT TISHMAN CONSTRUCTION COMPANY 111 BROADWAY, SUITE 603 NEW YORK, NY 10006			
PROJECT SITE SAFETY PLAN FOR DEMOLITION OPERATIONS AT 270 PARK AVENUE, MANHATTAN, NY			
ZONING INFORMATION BLOCK: 1283 LOT: 21 ZONE: C5-3 ZONING MAP: 8D COMMUNITY BOARD: 105 BIN #: 1035421			
PLACE STICKER HERE		EXAMINER'S STAMP HERE	
TITLE EXTERIOR DEMOLITION BOLSTER, BICYCLE RACK, & PLANTER DETAILS			
SEAL & SIGNATURE John Young, RA APPROVED AMENDED PLAN 08/24/2018 BEST SSP		DRAWING BY: KC DATE: 08/23/2018 PROJECT NO: 18211.00.00 ENGINEER: JS SCALE: AS NOTED CHK BY: JS DWG NO: SSP-124.01	
V:2018\18211.00.00		11 OF 23	



NOTES :

1. SEE SSP-121 AND SSP-122 FOR GENERAL NOTES FOR ADDITIONAL INFORMATION REGARDING SAFEGUARDS DURING DEMOLITION.

2. SEE SSP-123 FOR LEGEND.

EXIT DOOR	DOOR WIDTH	UNITS	TOTAL OCCUPANT CAPACITY
1	36"	1.5	150
2	72"	3.0	300
3	36"	1.5	150
4*	78"	1.0	100
5	36"	1.5	150
6*	78"	1.0	100
7*	78"	1.0	100
8	36"	1.5	150
9*	78"	1.0	100
10	36"	1.5	150
11	72"	3.0	300
12	36"	1.5	150
TOTAL CAPACITY			1900
TOTAL OCCUPANT CAPACITY IS BASED ON 100 PEOPLE PER UNIT			
TOTAL DEMAND IS 960			
SEE SSP-136 FOR DETERMINATION OF DEMAND			
#* REVOLVING DOOR			

1	08/16/18	REVISED MEANS-AND-METHOD	KC
No.	DATE	DESCRIPTION	BY

HOWARD I. SHAPIRO & ASSOCIATES
CONSULTING ENGINEERS, P.C.

266 MERRICK ROAD, SUITE 300, LYNBROOK, N.Y. 11563
TEL: (516) 791-2600 FAX: (516) 791-5425

COPYRIGHT DESIGN NOT TO BE LENT, COPIED, OR REPRODUCED IN WHOLE OR IN PART WITHOUT PRIOR WRITTEN CONSENT.

THIS OFFICE DISCLAIMS ANY RESPONSIBILITY FOR DRAWINGS OR OTHER DOCUMENTS RELATED TO THIS PROJECT UNLESS THEY BEAR THE SIGNATURE AND SEAL OF A PROFESSIONAL ENGINEER OF THIS OFFICE. THE NEW YORK STATE EDUCATION LAW PROHIBITS ANY ALTERATIONS TO, OR DELETIONS FROM, THIS DRAWING EXCEPT AS MAY BE MADE BY A LICENSED PROFESSIONAL ENGINEER OR REGISTERED ARCHITECT WHO WILL BEAR THE RESPONSIBILITY FOR SUCH CHANGE.

CLIENT

TISHMAN CONSTRUCTION COMPANY
111 BROADWAY, SUITE 603
NEW YORK, NY 10006

PROJECT

SITE SAFETY PLAN FOR
DEMOLITION OPERATIONS AT
270 PARK AVENUE, MANHATTAN, NY

ZONING INFORMATION

BLOCK: 1283
LOT: 21
ZONE: C5-3
ZONING MAP: 8D
COMMUNITY BOARD: 105
BIN #: 1035421

PLACE STICKER HERE


EXAMINER'S STAMP HERE

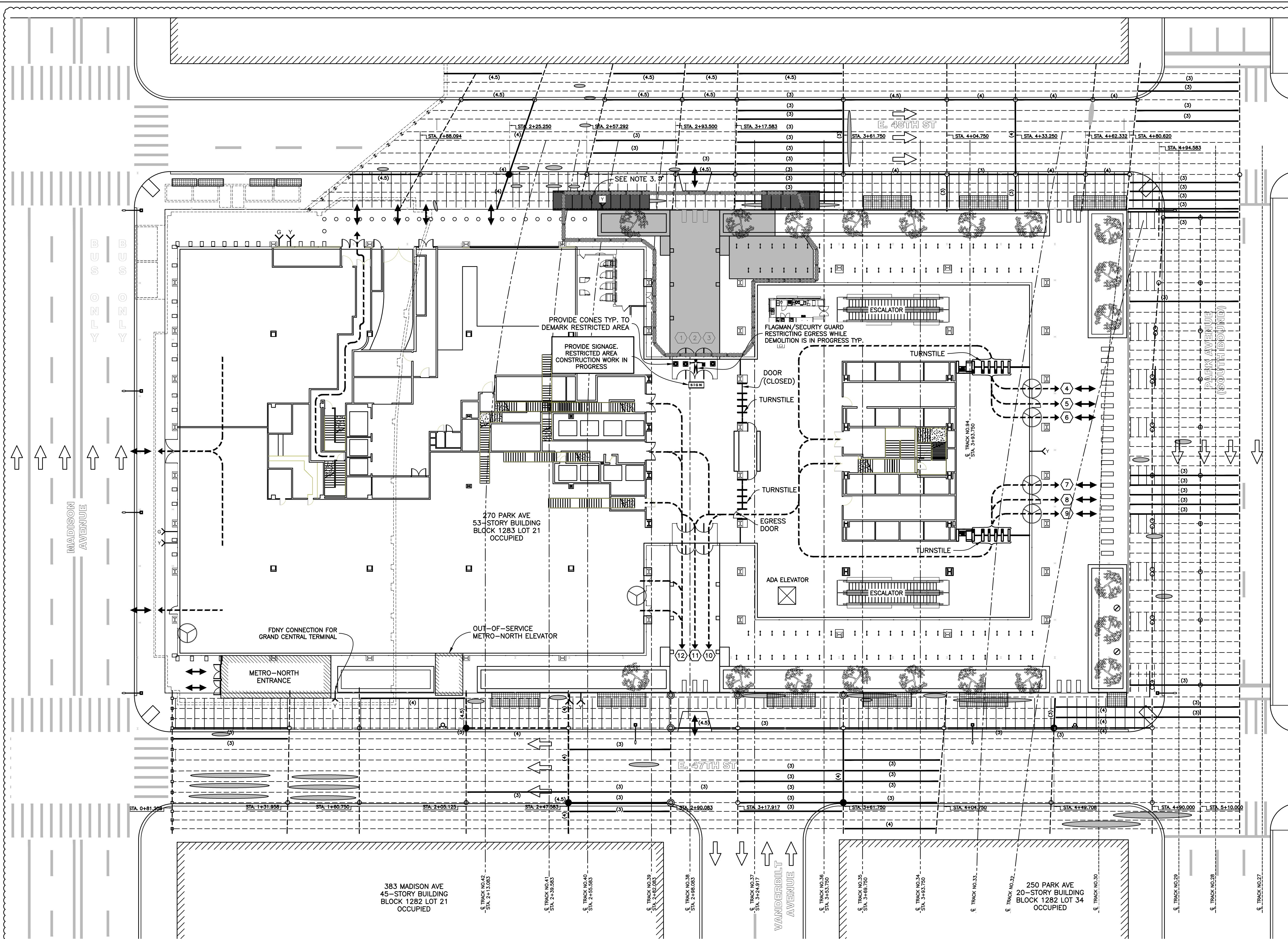
TITLE

EXTERIOR DEMOLITION
OVERALL SITE PLAN &
EXISTING EGRESS

SEAL & SIGNATURE	DRAWING BY: KC	DATE: 08/23/2018
	PROJECT NO: 18211.00.00	
	ENGINEER: JS	
	SCALE: AS NOTED	
	CHK BY: JS	
	DWG NO:	SSP-125.01

OVERALL SITE PLAN & EXISTING EGRESS AT GROUND FLOOR
Scale : 1" = 20'-0"





PHASE 1: OVERALL SITE PLAN & EXISTING EGRESS AT GROUND FLOOR
Scale: 1" = 20'-0"

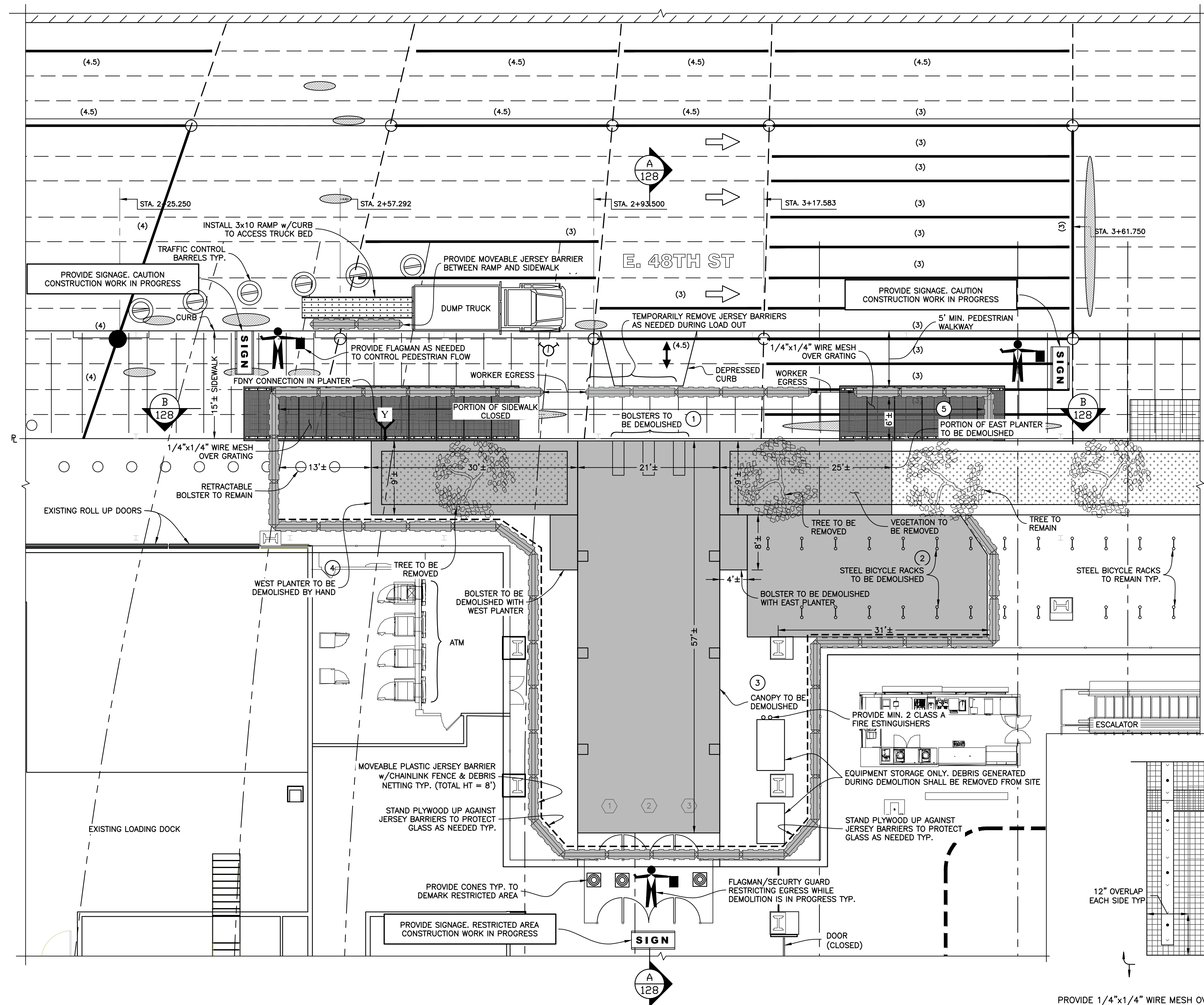


LEGEND	
	EXISTING MNR ROADWAY / SIDEWALK FRAMING
	EXISTING DETERIORATED STEEL MEMBERS w/MNR RATING
	EXISTING DETERIORATED STEEL COLUMNS w/MNR RATING
	SPALLED CONCRETE
	REPAIRED STEEL MEMBERS w/MNR RATING
THIS INFORMATION IS BASED ON STANTEC'S INSPECTION DRAWINGS DATED 08/31/2012	

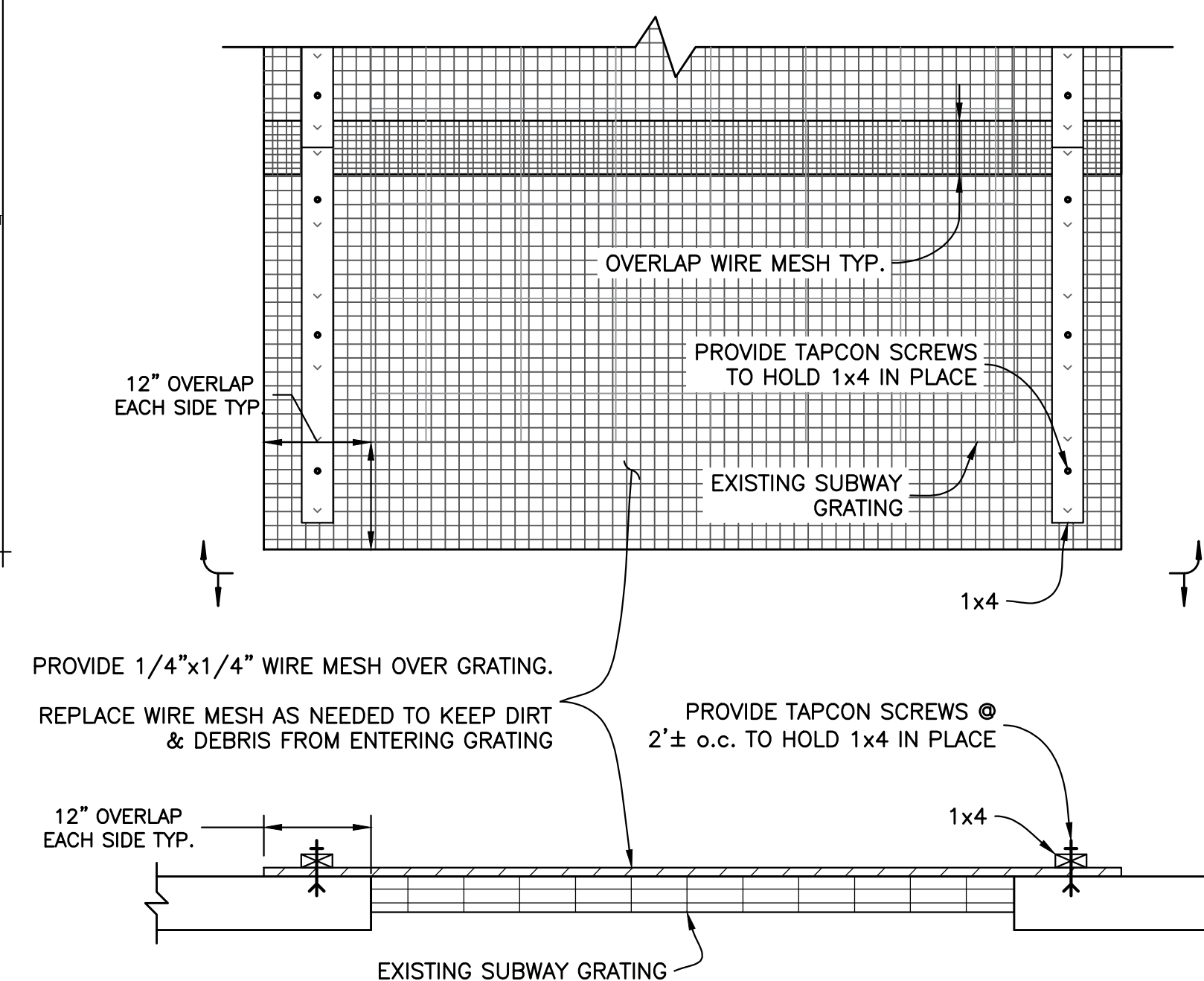
- NOTES:
- SEE SSP-121 AND SSP-122 FOR GENERAL NOTES FOR ADDITIONAL INFORMATION REGARDING SAFEGUARDS DURING DEMOLITION.
 - SEE SSP-123 FOR WORKING HOURS. SEE SSP-123 FOR LEGEND.
 - COVER METRO-NORTH GRATING WITH 1/4"x1/4" WIRE MESH PRIOR TO DEMOLISHING PLANTERS. SEE "GRATING PROTECTION DETAIL" ON SSP-127.
 - ALL FDNY CONNECTIONS IN PLANTERS SHALL BE MODIFIED AND MAINTAINED DURING DEMOLITION.
 - OBTAIN ALL APPLICABLE DOT PERMITS AND FOLLOW MAINTENANCE AND PROTECTION OF TRAFFIC (MPT) STANDARDS.

EXIT DOOR	DOOR WIDTH	UNITS	TOTAL OCCUPANT CAPACITY
1	36"	1.5	-
2	72"	3.0	-
3	36"	1.5	-
4	78"	1.0	100
5	36"	1.5	150
6	78"	1.0	100
7	78"	1.0	100
8	36"	1.5	150
9	78"	1.0	100
10	36"	1.5	150
11	72"	3.0	300
12	36"	1.5	150
TOTAL CAPACITY			1300
TOTAL OCCUPANT CAPACITY IS BASED ON 100 PEOPLE PER UNIT			
TOTAL DEMAND IS 960			
SEE SSP-136 FOR DETERMINATION OF DEMAND			
1	REVOLVING DOOR		
2	CONTROLLED ACCESS/ CLOSED DURING DEMOLITION		

1	08/16/18	REVISED MEANS-AND-METHOD	KC
No.	DATE	DESCRIPTION	BY
HOWARD I. SHAPIRO & ASSOCIATES CONSULTING ENGINEERS, P.C. 266 MERRICK ROAD, SUITE 300, LYNBROOK, N.Y. 11563 TEL: (516) 791-2600 FAX: (516) 791-5425 COPYRIGHT DESIGN NOT TO BE LENT, COPIED, OR REPRODUCED IN WHOLE OR IN PART WITHOUT PRIOR WRITTEN CONSENT. THIS OFFICE DISCLAIMS ANY RESPONSIBILITY FOR DRAWINGS OR OTHER DOCUMENTS RELATED TO THIS PROJECT UNLESS THEY BEAR THE SIGNATURE AND SEAL OF A PROFESSIONAL ENGINEER OF THIS OFFICE. THE NEW YORK STATE EDUCATION LAW PROHIBITS ANY ALTERATIONS TO, OR DELETIONS FROM, THIS DRAWING EXCEPT AS MAY BE MADE BY A LICENSED PROFESSIONAL ENGINEER OR REGISTERED ARCHITECT WHO WILL BEAR THE RESPONSIBILITY FOR SUCH CHANGE.			
CLIENT TISHMAN CONSTRUCTION COMPANY 111 BROADWAY, SUITE 603 NEW YORK, NY 10006			
PROJECT SITE SAFETY PLAN FOR DEMOLITION OPERATIONS AT 270 PARK AVENUE, MANHATTAN, NY			
ZONING INFORMATION BLOCK: 1283 LOT: 21 ZONE: C5-3 ZONING MAP: 8D COMMUNITY BOARD: 105 BIN #: 1035421			
PLACE STICKER HERE		EXAMINER'S STAMP HERE	
TITLE EXTERIOR DEMOLITION SITE PLAN & EGRESS			
SEAL & SIGNATURE 		DRAWING BY: KC DATE: 08/23/2018 PROJECT NO: 18211.00.00 ENGINEER: JS SCALE: AS NOTED CHK BY: JS DWG NO: SSP-126.01	
V:2018\18211.00.00		13 OF 23	



PARTIAL DEMOLITION PLAN
Scale: 1/8" = 1'-0"

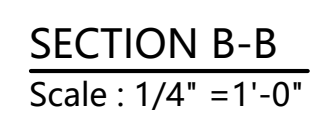
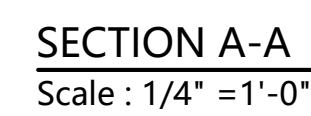


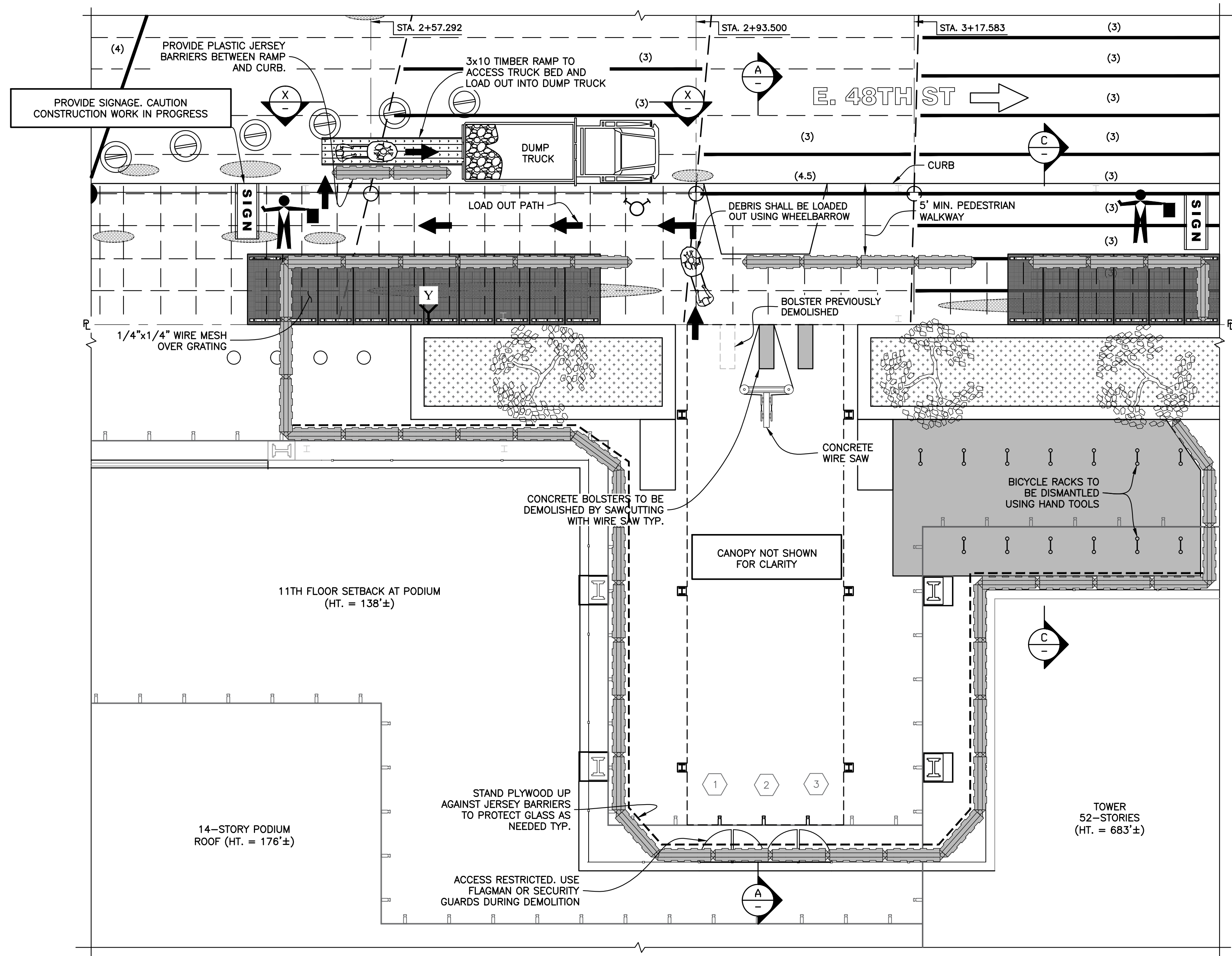
GRATING PROTECTION DETAIL
Scale: 3/4" = 1'-0"

LEGEND	
	AREAS UNDER CONSIDERATION FOR DEMOLITION
	VEGETATION
	1/4"x1/4" WIRE MESH
	MOVEABLE PLASTIC JERSEY BARRIER w/CHAINLINK FENCE & DEBRIS NETTING TYP. (TOTAL HT = 8')
	TRAFFIC CONTROL BARREL TYP.
	CONE TYP.
	STEEL BICYCLE RACK TYP.
	PEDESTRIAN PATH TYP.
	FIRE HYDRANT TYP.

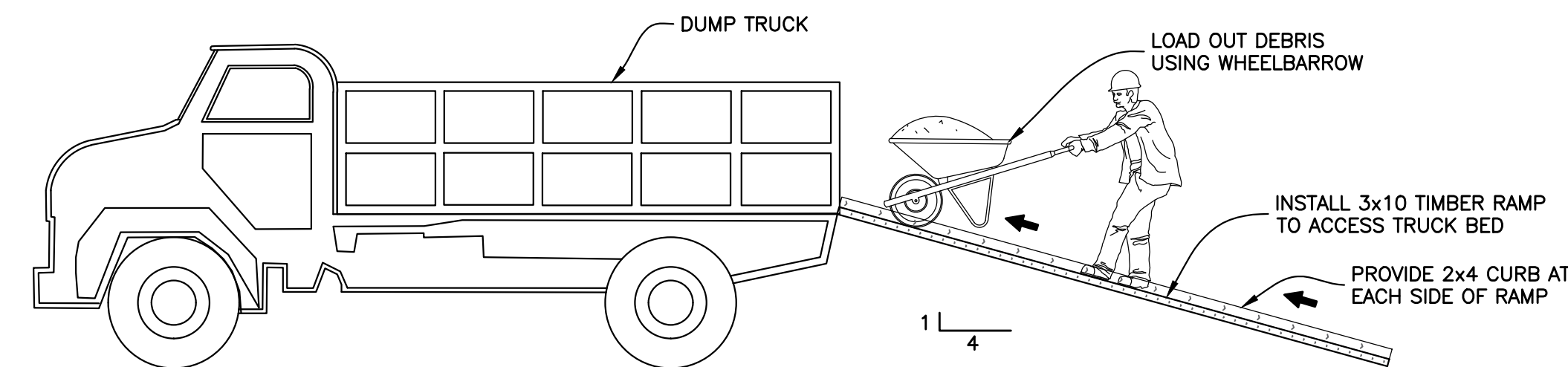
ELEMENTS TO BE DEMOLISHED :	
①	BOLSTER
②	BICYCLE RACKS
③	CANOPY
④	WEST PLANTER & BOLSTER
⑤	PORTION OF EAST PLANTER & BOLSTER

1	08/16/18	REVISED MEANS-AND-METHOD	KC
No.	DATE	DESCRIPTION	BY
HOWARD I. SHAPIRO & ASSOCIATES CONSULTING ENGINEERS, P.C. 266 MERRICK ROAD, SUITE 300, LYNBROOK, N.Y. 11563 TEL: (516) 791-2600 FAX: (516) 791-5425 <small>COPYRIGHT DESIGN NOT TO BE LENT, COPIED, OR REPRODUCED IN WHOLE OR IN PART WITHOUT PRIOR WRITTEN CONSENT.</small>			
THIS OFFICE DISCLAIMS ANY RESPONSIBILITY FOR DRAWINGS OR OTHER DOCUMENTS RELATED TO THIS PROJECT UNLESS THEY BEAR THE SIGNATURE AND SEAL OF A PROFESSIONAL ENGINEER OF THIS OFFICE. THE NEW YORK STATE EDUCATION LAW PROHIBITS ANY ALTERATIONS TO, OR DELETIONS FROM, THIS DRAWING EXCEPT AS MAY BE MADE BY A LICENSED PROFESSIONAL ENGINEER OR REGISTERED ARCHITECT WHO WILL BEAR THE RESPONSIBILITY FOR SUCH CHANGE.			
CLIENT TISHMAN CONSTRUCTION COMPANY 111 BROADWAY, SUITE 603 NEW YORK, NY 10006			
PROJECT SITE SAFETY PLAN FOR DEMOLITION OPERATIONS AT 270 PARK AVENUE, MANHATTAN, NY			
ZONING INFORMATION BLOCK: 1283 LOT: 21 ZONE: C5-3 ZONING MAP: 8D COMMUNITY BOARD: 105 BIN #: 1035421			
PLACE STICKER HERE		EXAMINER'S STAMP HERE	
TITLE EXTERIOR DEMOLITION PARTIAL DEMOLITION PLAN			
SEAL & SIGNATURE APPROVED AMENDED PLAN 08/24/2018 BEST SSP		DRAWING BY: KC DATE: 08/23/2018 PROJECT NO: 18211.00.00 ENGINEER: JS SCALE: AS NOTED CHK BY: JS DWG NO:	
		SSP-I27.01 V:2018/18211.00.00 I:4 OF 23	

V:2018\18211.00.00 15 OF 23

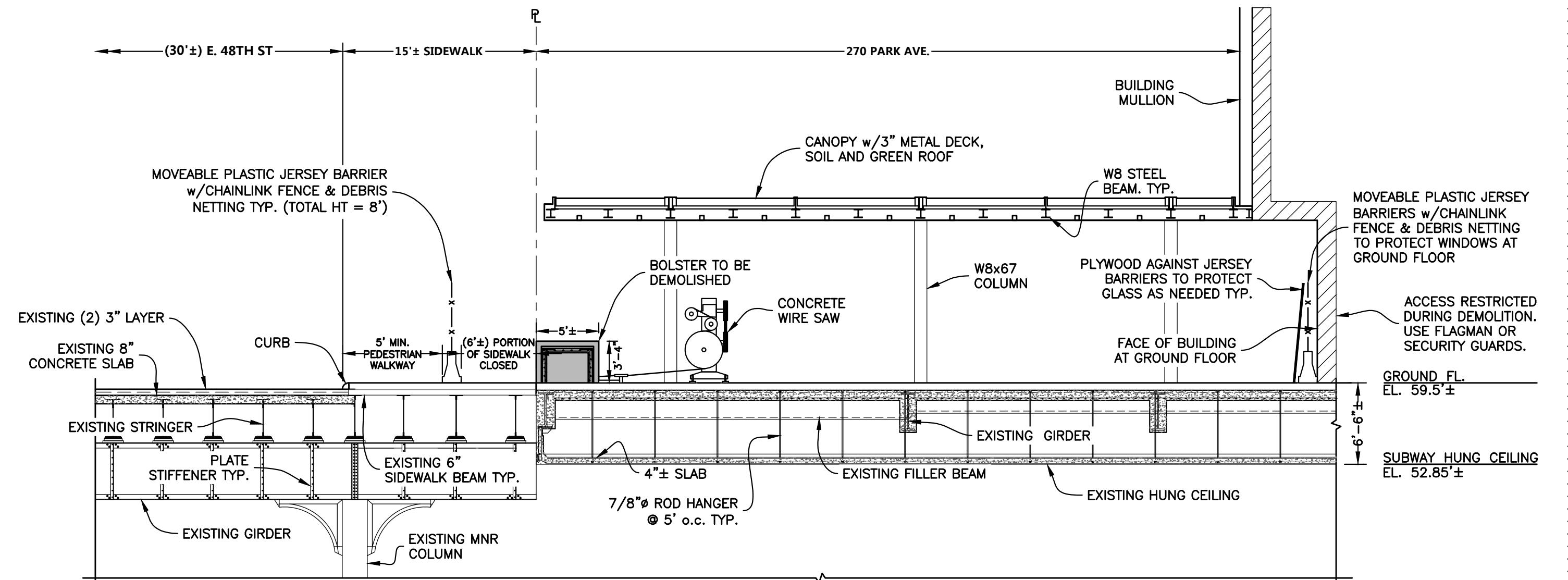


BOLSTER DEMOLITION PLAN
Scale : 1/8" = 1'-0"

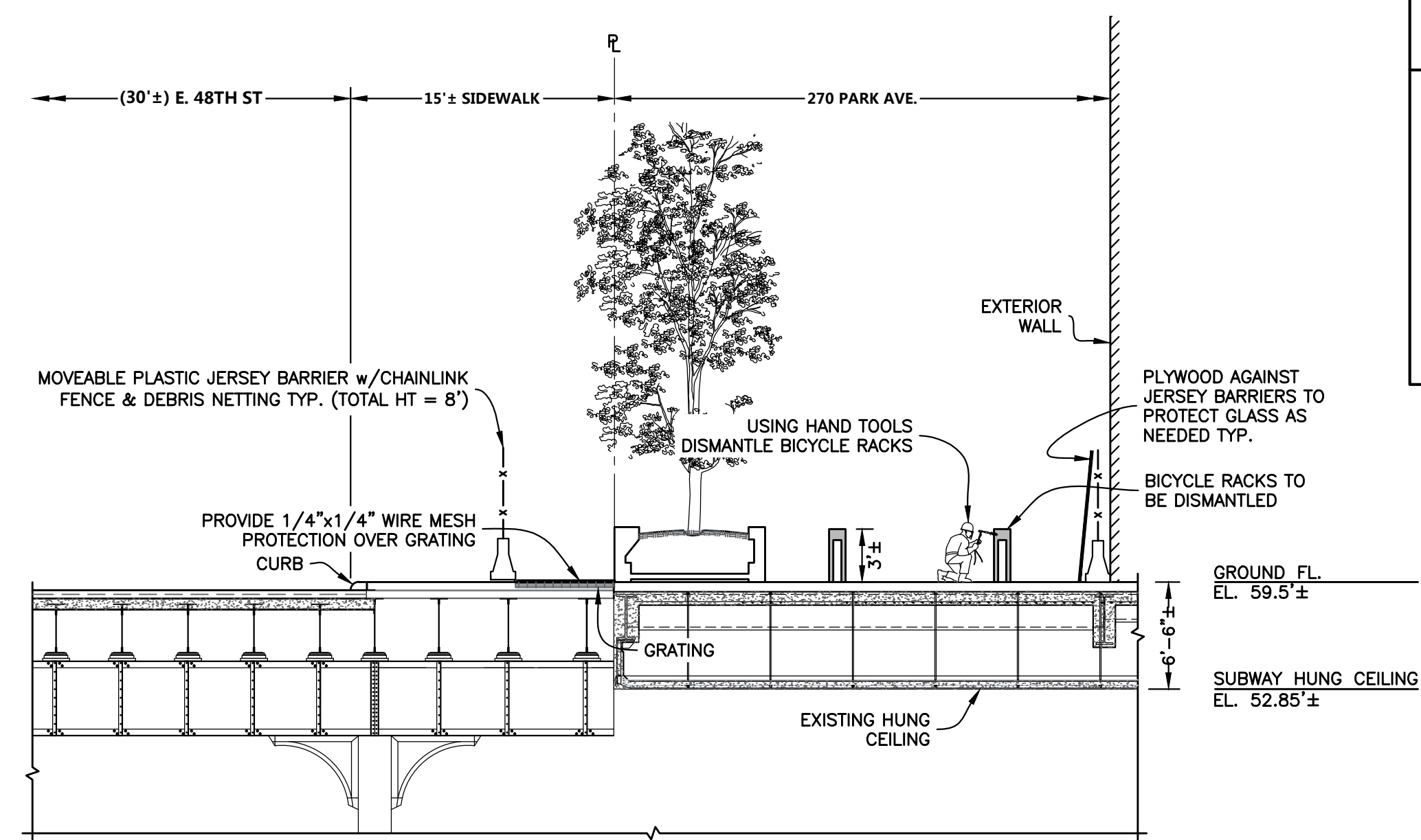


SECTION X-X
Scale : 1/4" = 1'-0"

LEGEND	
---	EXISTING MNR ROADWAY / SIDEWALK FRAMING
(4) —	EXISTING DETERIORATED STEEL MEMBERS w/MNR RATING
(4.5) ●	EXISTING DETERIORATED STEEL COLUMNS w/MNR RATING
○	SPALLED CONCRETE
(4.5) —	REPAIRED STEEL MEMBERS w/MNR RATING
THIS INFORMATION IS BASED ON STANTEC'S INSPECTION DRAWINGS DATED 08/31/2012	



SECTION A-A
Scale : 1/8" = 1'-0"



SECTION C-C
Scale : 1/8" = 1'-0"

- IMPORTANT NOTES**
- TA GRATING TO BE PROTECTED WITH 1/4"x1/4" WIRE MESH PRIOR DEMOLITION.
 - PROVIDE FLAGMEN, CONES, AND SIGNAGE AT LOCATIONS WHERE AN EGRESS IS TEMPORARILY CLOSED FOR DEMOLITION OPERATIONS.
 - CONCRETE DEMOLITION SHALL ONLY BE PERFORMED BY SAWCUTTING.
- CHOPPING CONCRETE WITH HANDHELD MECHANICAL EQUIPMENT OR BY MACHINE IS NOT ALLOWED.

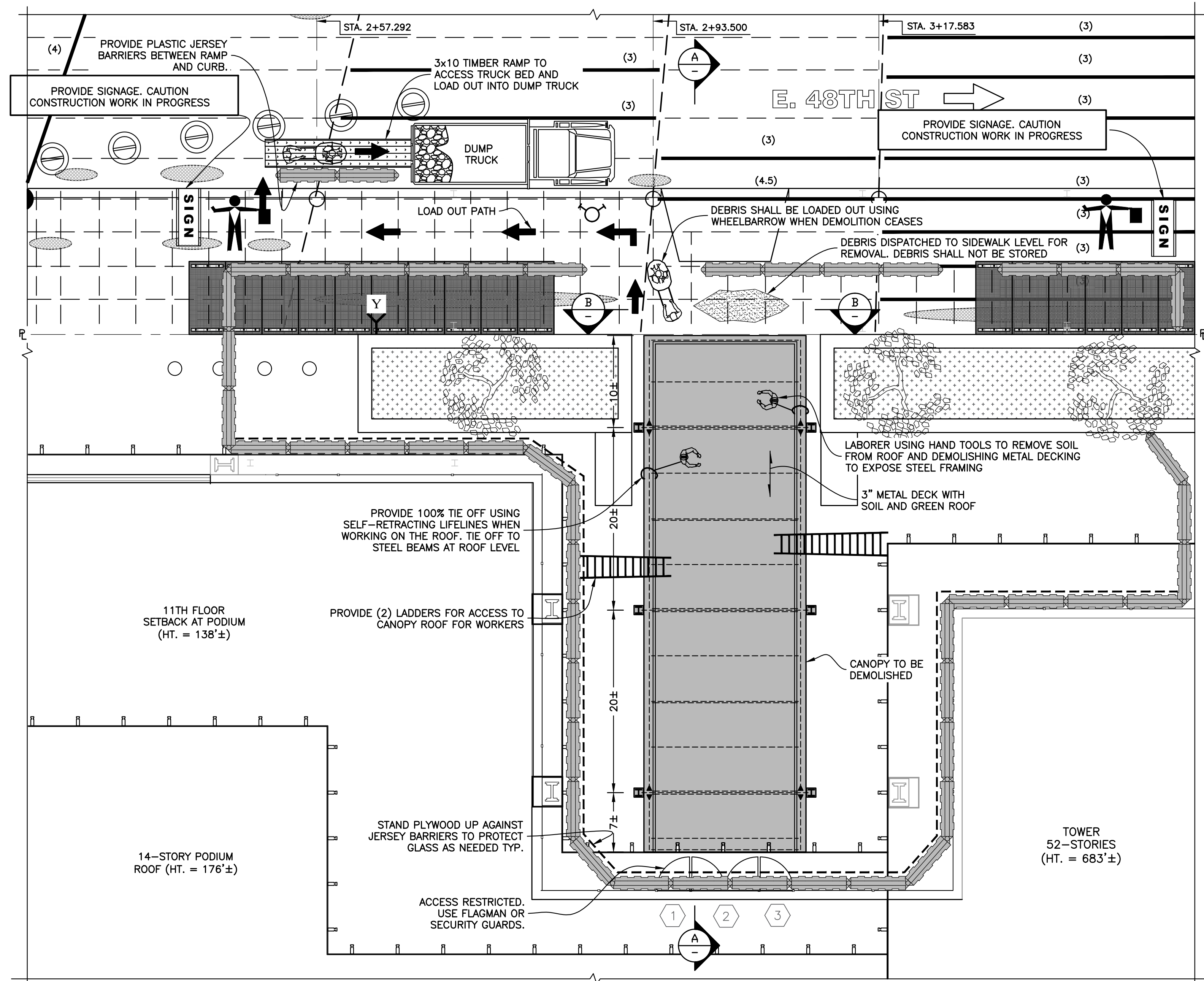
NOTES :

- SEE SSP-121 AND SSP-122 FOR GENERAL NOTES FOR ADDITIONAL INFORMATION REGARDING SAFEGUARDS DURING DEMOLITION.
- SEE SSP-123 FOR LEGEND.

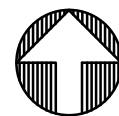
DEMOLITION SEQUENCE :

- CLOSE BUILDING ENTRANCES 1 TO 3 PRIOR TO DEMOLITION. PROVIDE FLAGMAN/SECURITY GUARD, CONES, AND SIGNAGE TO RESTRICT EGRESS WHILE DEMOLITION IS IN PROGRESS.
- PROVIDE 1/4"x1/4" WIRE MESH PROTECTION OVER METRO-NORTH GRATING PRIOR TO DEMOLITION. SEE PLAN VIEW ON THIS SHEET AND DETAIL ON SSP-127.
- INSTALL MOVEABLE PLASTIC JERSEY BARRIERS WITH CHAINLINK FENCE AND DEBRIS NETTING TO CORDON OFF THE WORK AREA.
- ESTABLISH THE DEDICATED LOAD OUT AREA BY PLACING MOVEABLE PLASTIC JERSEY BARRIERS, AND TRAFFIC BARRELS AS SHOWN.
- DEMOLISH CONCRETE BOLSTERS BY SAWCUTTING WITH CONCRETE WIRE SAW.
- MAKE CUT FLUSH WITH SIDEWALK. CHOP ANY PORTION OF THE BOLSTER THAT PROJECTS ABOVE THE SIDEWALK BY HAND USING A SLEDGEHAMMER. SCORE BOLSTER PROJECTION WITH ROADSAW TO FACILITATE HAND DEMOLITION AS NEEDED. CUT REBAR FLUSH WITH SIDEWALK USING TORCH OR DEMO SAW.
- CLEAN UP CONCRETE DEBRIS BY HAND METHODS AND LOAD INTO DUMP TRUCK.
- REMOVE BOLSTERS AT LOCATIONS AS SHOWN.
- CUT STEEL BICYCLE RACKS FLUSH WITH SIDEWALK USING TORCH OR DEMO SAW.
- CLEAN UP SCRAP METAL BY HAND METHODS AND LOAD INTO DUMP TRUCK.
- MECHANICAL EQUIPMENT IS NOT PERMITTED.

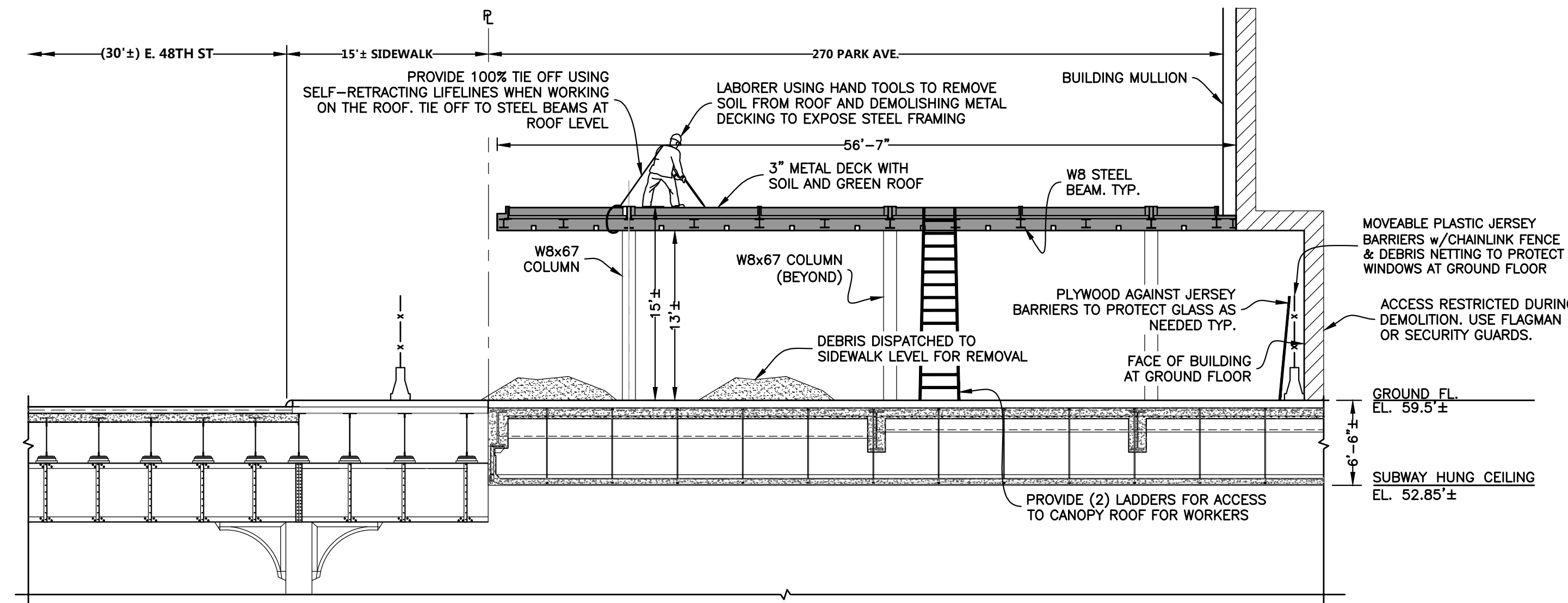
1	08/16/18	REVISED MEANS-AND-METHOD	KC
No.	DATE	DESCRIPTION	BY
HOWARD I. SHAPIRO & ASSOCIATES CONSULTING ENGINEERS, P.C. 266 MERRICK ROAD, SUITE 300, LYNBROOK, N.Y. 11563 TEL: (516) 791-2600 FAX: (516) 791-5425 <small>COPYRIGHT DESIGN NOT TO BE LENT, COPIED, OR REPRODUCED IN WHOLE OR IN PART WITHOUT PRIOR WRITTEN CONSENT.</small>			
CLIENT TISHMAN CONSTRUCTION COMPANY 111 BROADWAY, SUITE 603 NEW YORK, NY 10006			
PROJECT SITE SAFETY PLAN FOR DEMOLITION OPERATIONS AT 270 PARK AVENUE, MANHATTAN, NY			
ZONING INFORMATION BLOCK: 1283 LOT: 21 ZONE: C5-3 ZONING MAP: 8D COMMUNITY BOARD: 105 BIN #: 1035421			
PLACE STICKER HERE		EXAMINER'S STAMP HERE	
TITLE EXTERIOR DEMOLITION BOLSTER DEMOLITION PLAN & SECTIONS			
SEAL & SIGNATURE APPROVED AMENDED PLAN 08/24/2018 BEST SSP		DRAWING BY: KC DATE: 08/23/2018 PROJECT NO: 18211.00.00 ENGINEER: JS SCALE: AS NOTED CHK BY: JS DWG NO:	
		SSP-129.01 V:2018/18211.00.00 16 OF 23	



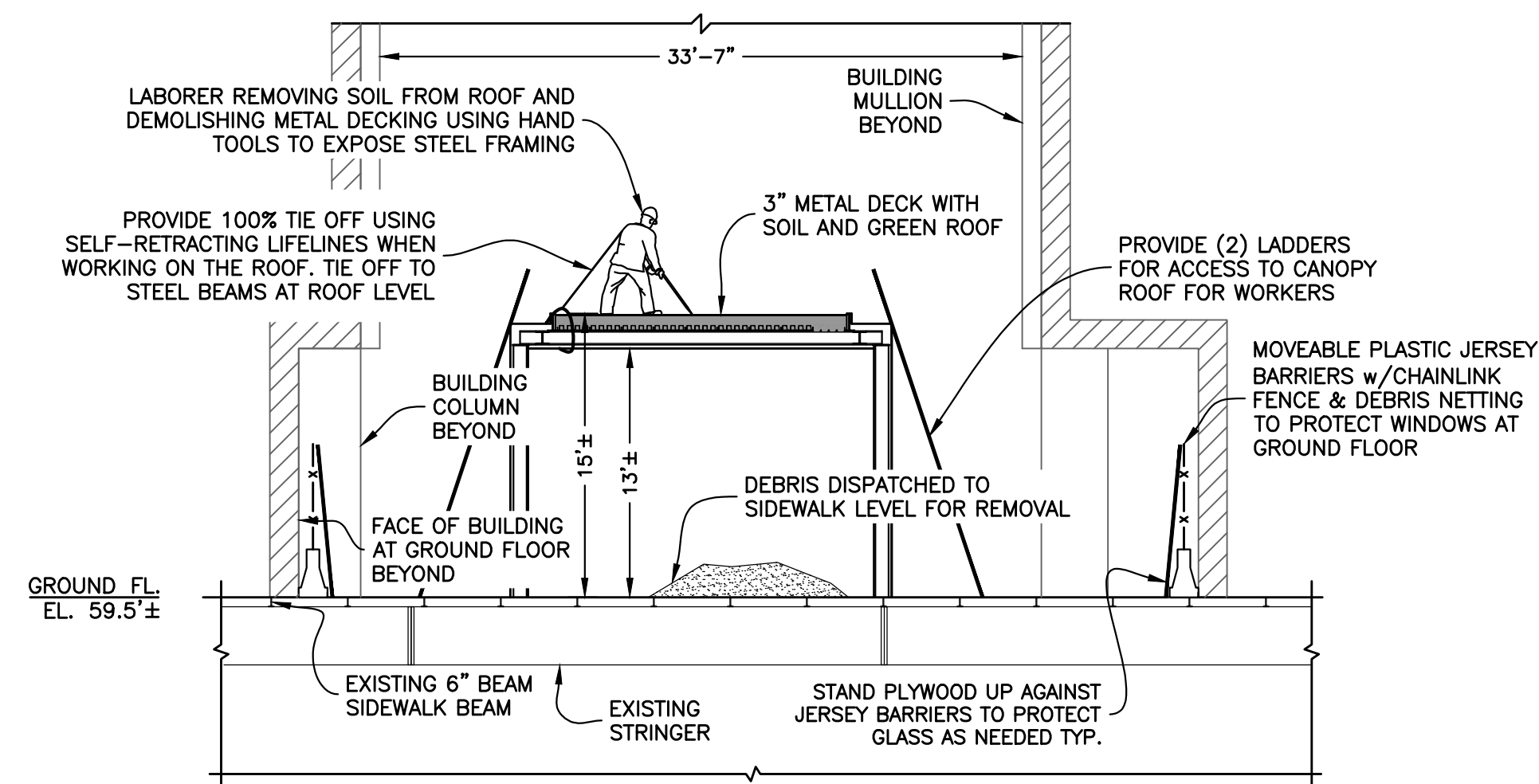
CANOPY DEMOLITION PLAN
Scale : 1/8" = 1'-0"



LEGEND	
	EXISTING MNR ROADWAY / SIDEWALK FRAMING
	EXISTING DETERIORATED STEEL MEMBERS w/MNR RATING
	EXISTING DETERIORATED STEEL COLUMNS w/MNR RATING
	SPALLED CONCRETE
	REPAIRED STEEL MEMBERS w/MNR RATING
THIS INFORMATION IS BASED ON STANTEC'S INSPECTION DRAWINGS DATED 08/31/2012	



SECTION A-A
Scale : 1/8" = 1'-0"



SECTION B-B
Scale : 1/8" = 1'-0"

- IMPORTANT NOTES**
- TA GRATING TO BE PROTECTED WITH 1/4"x1/4" WIRE MESH PRIOR DEMOLITION.
 - PROVIDE FLAGMEN, CONES, AND SIGNAGE AT LOCATIONS WHERE AN EGRESS IS TEMPORARILY CLOSED FOR DEMOLITION OPERATIONS.
 - CONCRETE DEMOLITION SHALL ONLY BE PERFORMED BY SAWCUTTING.
- CHOPPING CONCRETE WITH HANDHELD MECHANICAL EQUIPMENT OR BY MACHINE IS NOT ALLOWED.

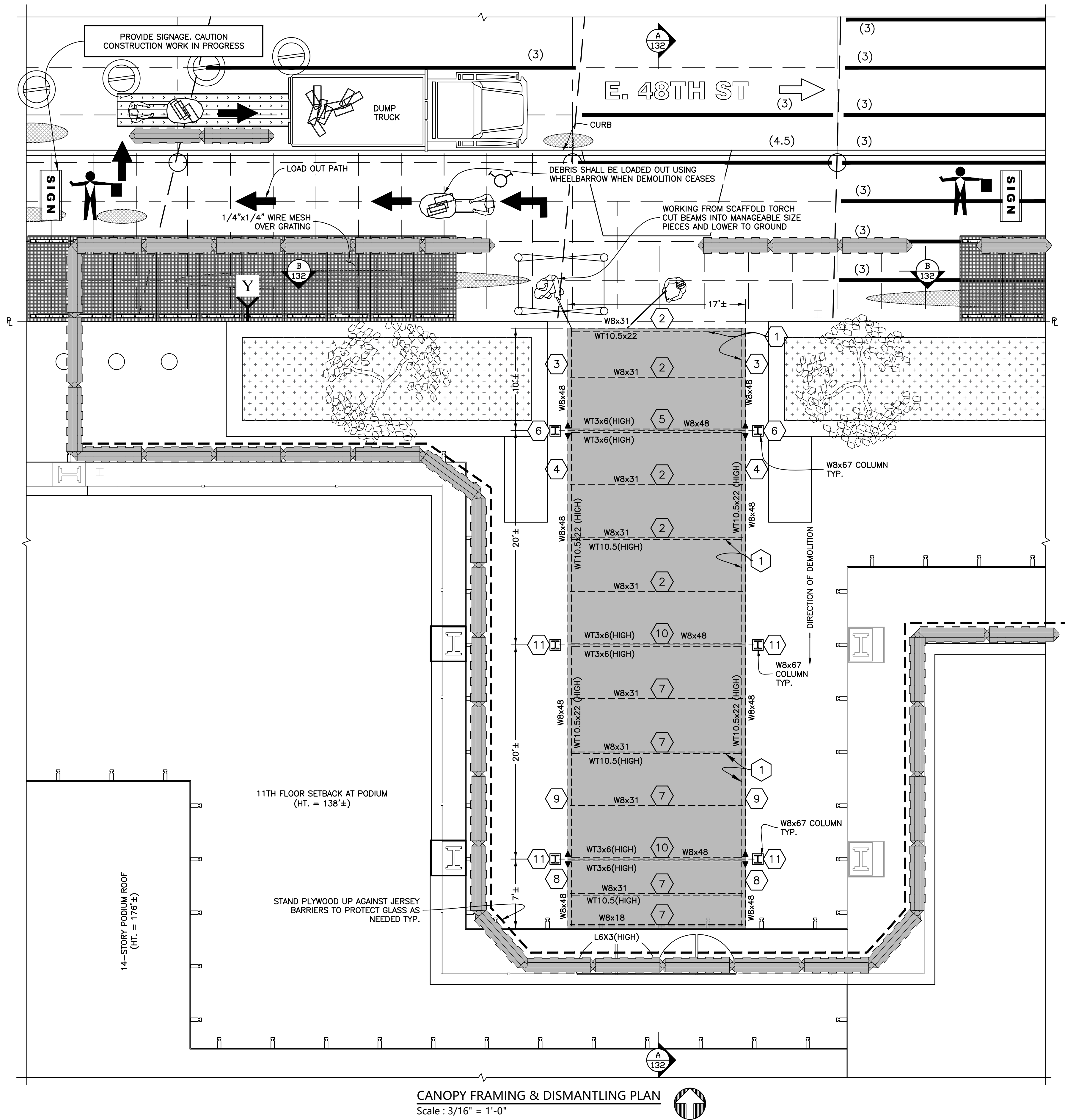
NOTES :

- SEE SSP-121 AND SSP-122 FOR GENERAL NOTES FOR ADDITIONAL INFORMATION REGARDING SAFEGUARDS DURING DEMOLITION.
- SEE SSP-123 FOR LEGEND.

DEMOLITION SEQUENCE :

- REMOVE SOIL AND GREENERY FROM CANOPY ROOF BY HAND. TIE OFF WHEN WORKING ON ROOF.
- USING HAND TOOLS, DEMOLISH ROOF DECKING OF CANOPY, GUTTERS, LIGHTS, AND ALL OTHER COVERS TO EXPOSE CANOPY STEEL FRAMING.
- DISMANTLE STEEL FRAMING BY HAND WORKING FROM SCISSORLIFT OR SCAFFOLD. STEEL SHALL BE LOWERED ONTO THE SIDEWALK.
- NO STEEL FRAMING SHALL BE CUT AND DROPPED TO THE SIDEWALK LEVEL.
- CLEAN UP DEBRIS BY HAND METHODS AND LOAD INTO DUMP TRUCK.
- MECHANICAL EQUIPMENT IS NOT PERMITTED.

1	08/16/18	REVISED MEANS-AND-METHOD	KC
No.	DATE	DESCRIPTION	BY
HOWARD I. SHAPIRO & ASSOCIATES CONSULTING ENGINEERS, P.C. 266 MERRICK ROAD, SUITE 300, LYNBROOK, N.Y. 11563 TEL: (516) 791-2600 FAX: (516) 791-5425 <small>COPYRIGHT DESIGN NOT TO BE LENT, COPIED, OR REPRODUCED IN WHOLE OR IN PART WITHOUT PRIOR WRITTEN CONSENT.</small>			
<small>THIS OFFICE DISCLAIMS ANY RESPONSIBILITY FOR DRAWINGS OR OTHER DOCUMENTS RELATED TO THIS PROJECT UNLESS THEY BEAR THE SIGNATURE AND SEAL OF A PROFESSIONAL ENGINEER OF THIS OFFICE. THE NEW YORK STATE EDUCATION LAW PROHIBITS ANY ALTERATIONS TO, OR DELETIONS FROM, THIS DRAWING EXCEPT AS MAY BE MADE BY A LICENSED PROFESSIONAL ENGINEER OR REGISTERED ARCHITECT WHO WILL BEAR THE RESPONSIBILITY FOR SUCH CHANGE.</small>			
CLIENT TISHMAN CONSTRUCTION COMPANY 111 BROADWAY, SUITE 603 NEW YORK, NY 10006			
PROJECT SITE SAFETY PLAN FOR DEMOLITION OPERATIONS AT 270 PARK AVENUE, MANHATTAN, NY			
ZONING INFORMATION BLOCK: 1283 LOT: 21 ZONE: C5-3 ZONING MAP: 8D COMMUNITY BOARD: 105 BIN #: 1035421			
PLACE STICKER HERE		EXAMINER'S STAMP HERE	
TITLE EXTERIOR DEMOLITION CANOPY DEMOLITION PLAN & SECTIONS			
SEAL & SIGNATURE APPROVED AMENDED PLAN 08/24/2018 BEST SSP		DRAWING BY: KC DATE: 08/23/2018 PROJECT NO: 18211.00.00 ENGINEER: JS SCALE: AS NOTED CHK BY: JS DWG NO:	
		SSP-130.01	
V:2018\18211.00.00		17 OF 23	

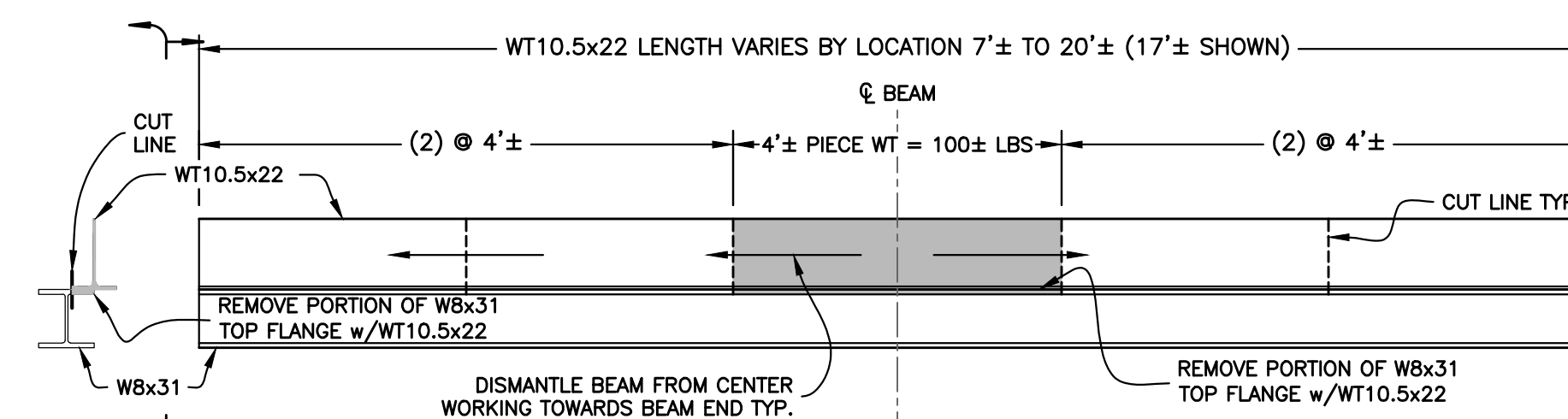


CANOPY FRAMING & DISMANTLING PLAN
Scale : 3/16" = 1'-0"

CANOPY DISMANTLING SEQUENCE :

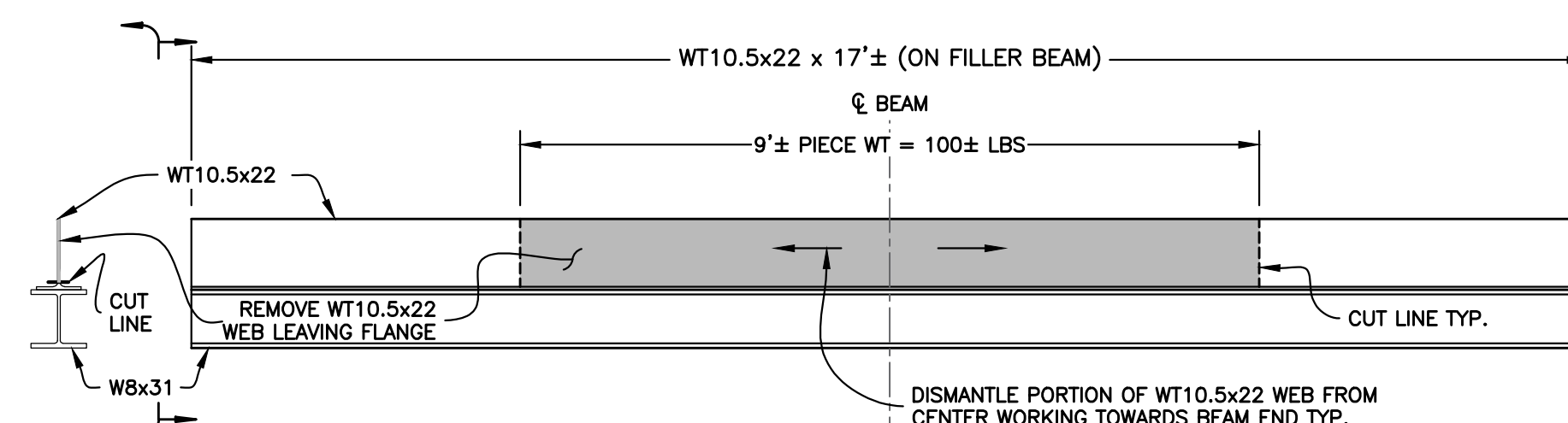
WORKING FROM SCAFFOLD USING HAND METHODS TO DISMANTLE CANOPY STEEL FRAMING ONE BAY AT A TIME. WORK FROM CURBSIDE TOWARDS THE BUILDING BY CUTTING BEAMS INTO MANAGEABLE SIZED PIECES WEIGHING 100± LBS AND LOWERING TO GROUND :

- 1 REMOVE WT10.5x22 CURB STOPS ON ENTIRE ROOF IN 4'± SECTIONS. SEE "BEAM DISMANTLING DETAIL 1" AND "BEAM DISMANTLING DETAIL 2".
- 2 REMOVE W8x31 AND W8x18 FILLER BEAMS IN 3'± SECTIONS. SEE BEAM DISMANTLING DETAILS 3 AND 4 AND "BEAM DISMANTLING DETAIL 5 ON SSP-132.
- 3 REMOVE W8x48 CANTILEVER IN 2'± SECTIONS. SEE "BEAM DISMANTLING DETAIL 5" ON SSP-132.
- 4 REMOVE W8x48 HEADER IN 2'± SECTIONS. SEE "BEAM DISMANTLING DETAIL 6" ON SSP-132.
- 5 REMOVE W8x67 COLUMN BRACE IN 1'-6" SECTIONS. SEE "BEAM DISMANTLING DETAIL 7" ON SSP-132.
- 6 REMOVE W8x31 COLUMNS IN 3'± SECTIONS. SEE "COLUMN DISMANTLING DETAIL" ON SSP-132.
- 7 REPEAT THE PROCESS IN STEP 2.
- 8 REPEAT THE PROCESS IN STEP 3.
- 9 REPEAT THE PROCESS IN STEP 4.
- 10 REPEAT THE PROCESS IN STEP 5.
- 11 REPEAT THE PROCESS IN STEP 6.



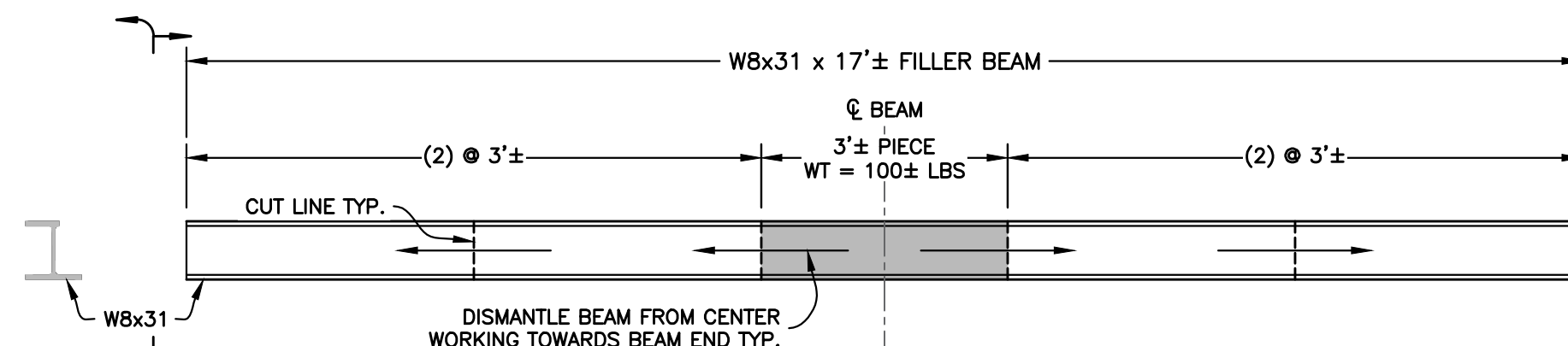
BEAM DISMANTLING DETAIL 1

Scale : 1/2" = 1'-0"



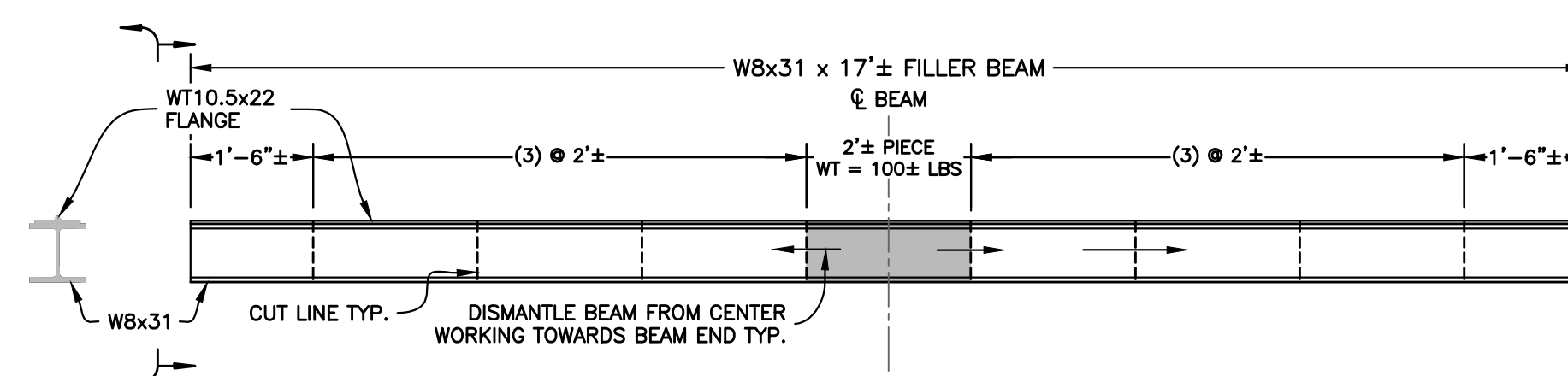
BEAM DISMANTLING DETAIL 2

Scale : 1/2" = 1'-0"



BEAM DISMANTLING DETAIL 3

Scale : 1/2" = 1'-0"



BEAM DISMANTLING DETAIL 4

Scale : 1/2" = 1'-0"

LEGEND	
	EXISTING MNR ROADWAY / SIDEWALK FRAMING
	EXISTING DETERIORATED STEEL MEMBERS w/MNR RATING
	EXISTING DETERIORATED STEEL COLUMNS w/MNR RATING
	SPALLED CONCRETE
	REPAIRED STEEL MEMBERS w/MNR RATING
THIS INFORMATION IS BASED ON STANTEC'S INSPECTION DRAWINGS DATED 08/31/2012	

IMPORTANT NOTES

1. TA GRATING TO BE PROTECTED WITH 1/4"x1/4" WIRE MESH PRIOR DEMOLITION.
 2. PROVIDE FLAGMEN, CONES, AND SIGNAGE AT LOCATIONS WHERE AN EGRESS IS TEMPORARILY CLOSED FOR DEMOLITION OPERATIONS.
 3. CONCRETE DEMOLITION SHALL ONLY BE PERFORMED BY SAWCUTTING.
- CHOPPING CONCRETE WITH HANDHELD MECHANICAL EQUIPMENT OR BY MACHINE IS NOT ALLOWED.

No.	DATE	REVISED MEANS-AND-METHOD	KC
1	08/16/18		

HOWARD I. SHAPIRO & ASSOCIATES
CONSULTING ENGINEERS, P.C.
266 MERRICK ROAD, SUITE 300, LYNBROOK, N.Y. 11563
TEL: (516) 791-2600 FAX: (516) 791-5425
COPYRIGHT DESIGN NOT TO BE LENT, COPIED, OR REPRODUCED IN WHOLE OR IN PART WITHOUT PRIOR WRITTEN CONSENT.

CLIENT
TISHMAN CONSTRUCTION COMPANY
111 BROADWAY, SUITE 603
NEW YORK, NY 10006

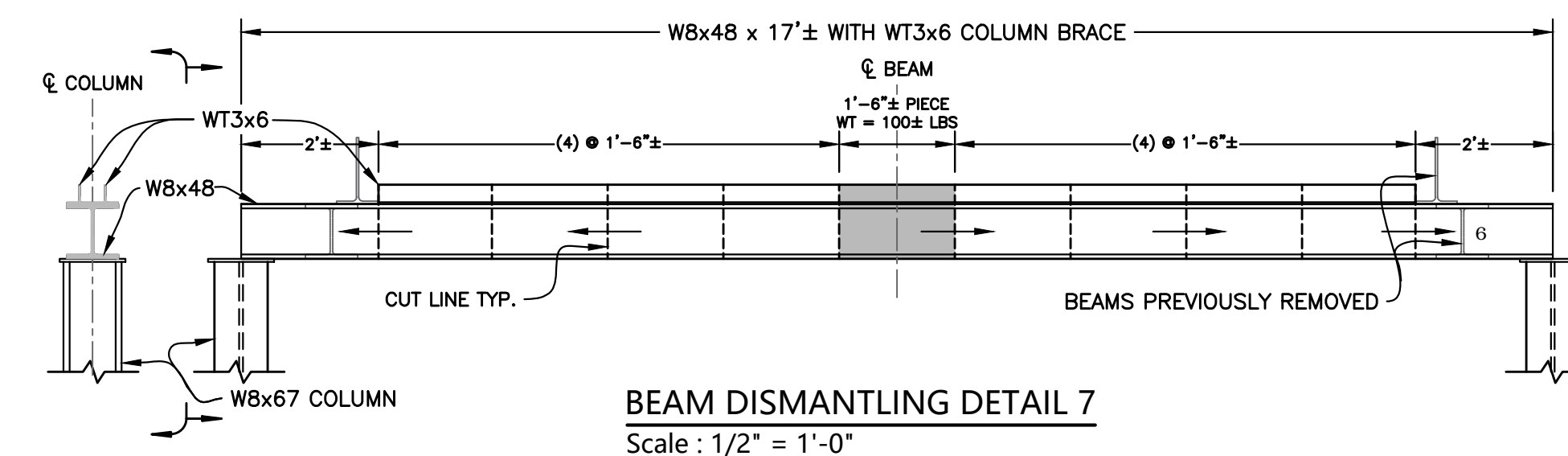
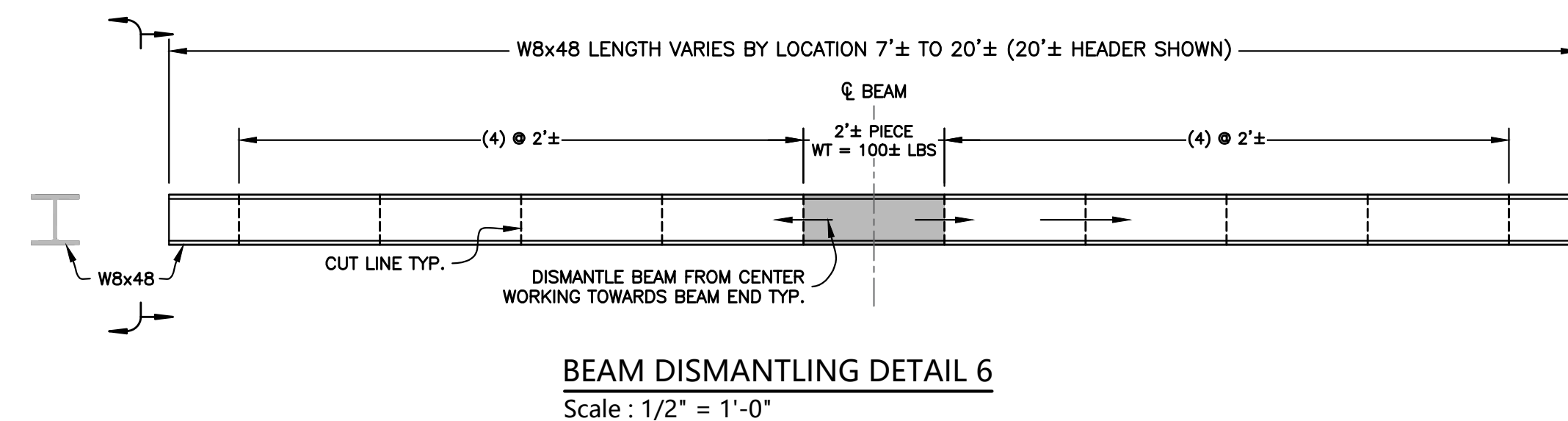
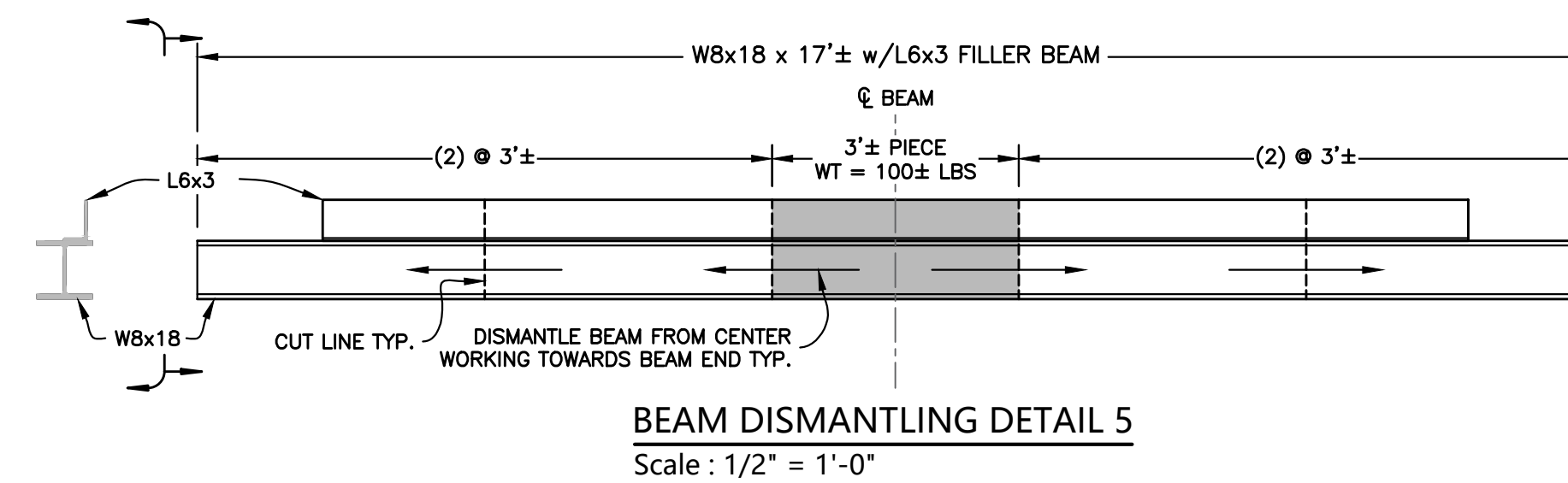
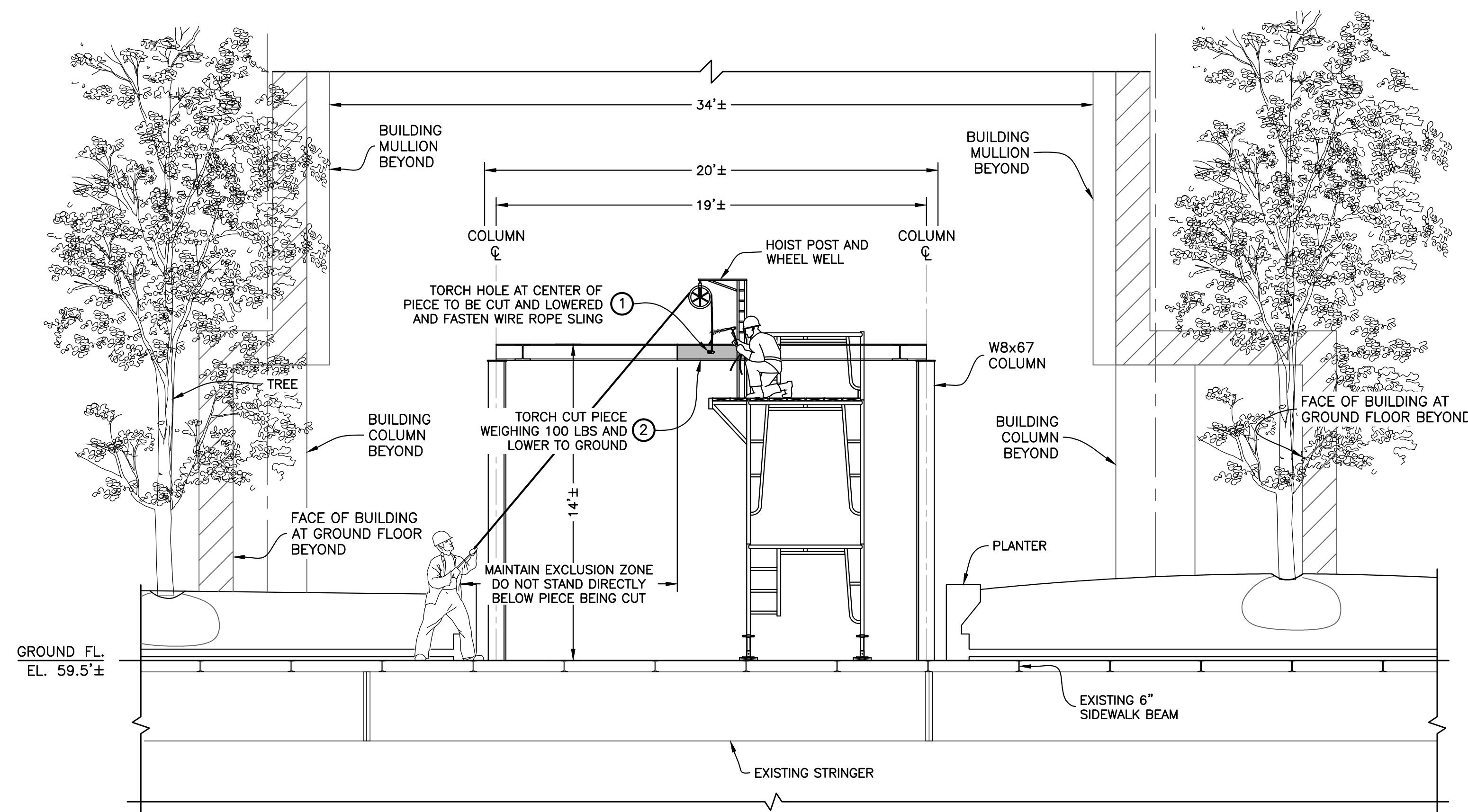
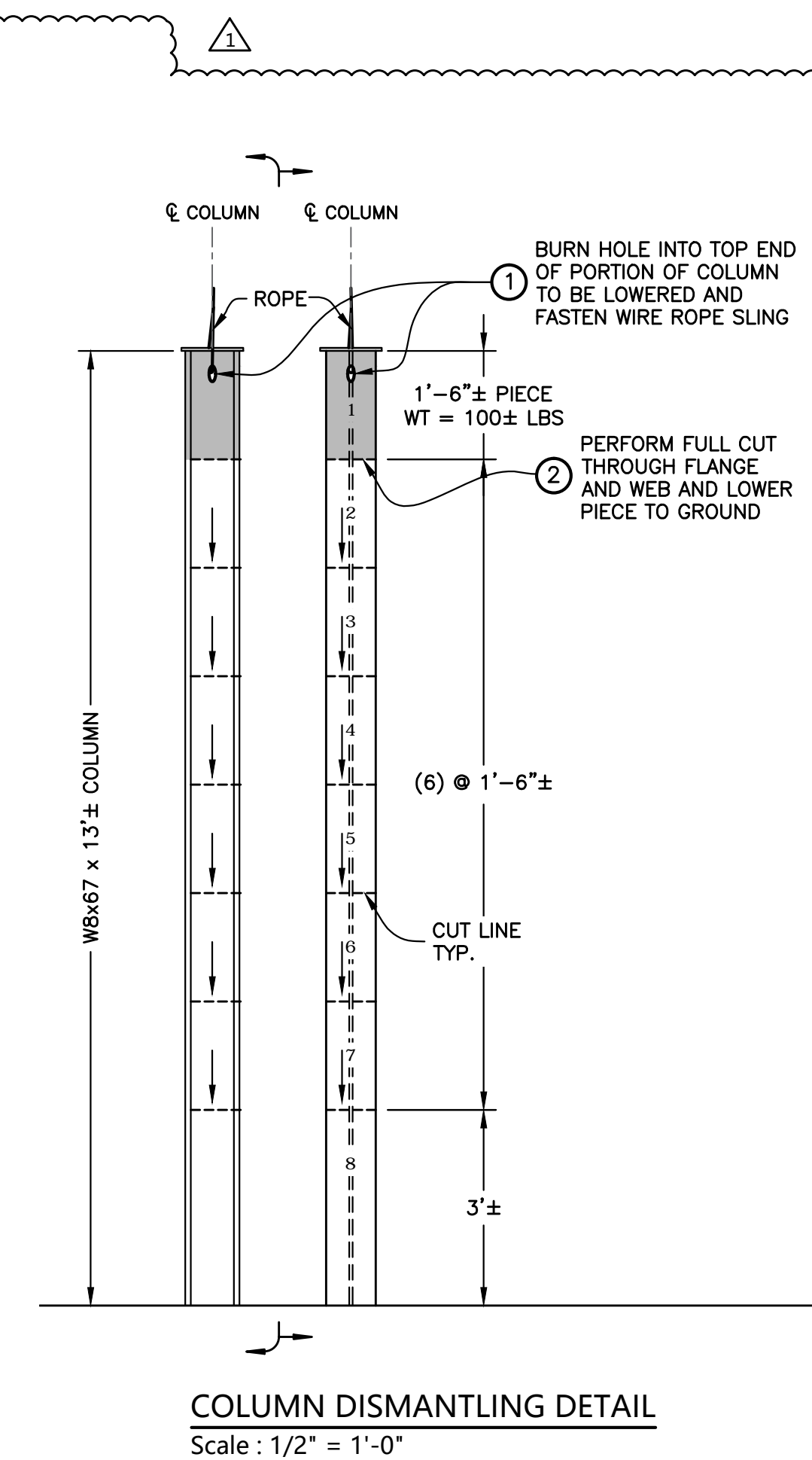
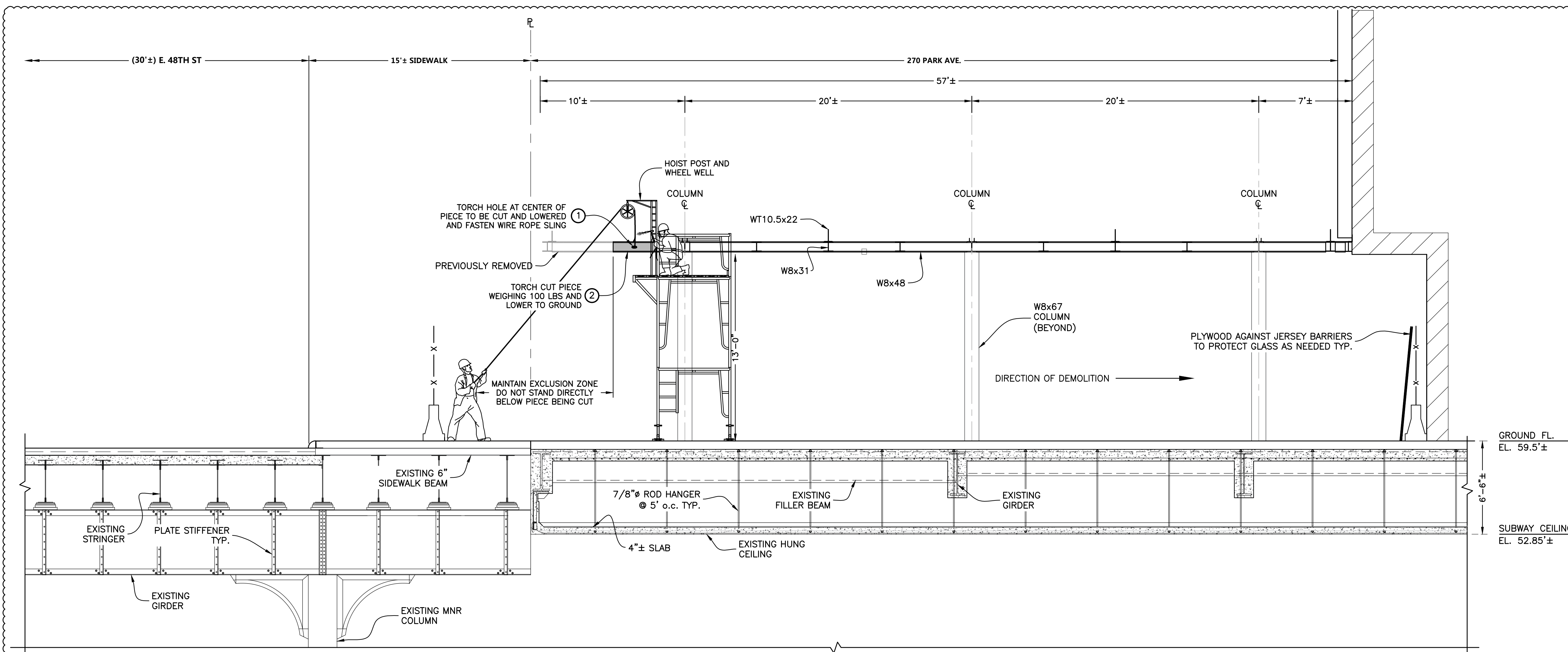
PROJECT
SITE SAFETY PLAN FOR
DEMOLITION OPERATIONS AT
270 PARK AVENUE, MANHATTAN, NY

ZONING INFORMATION
BLOCK: 1283
LOT: 21
ZONE: C5-3
ZONING MAP: 8D
COMMUNITY BOARD: 105
BIN #: 1035421

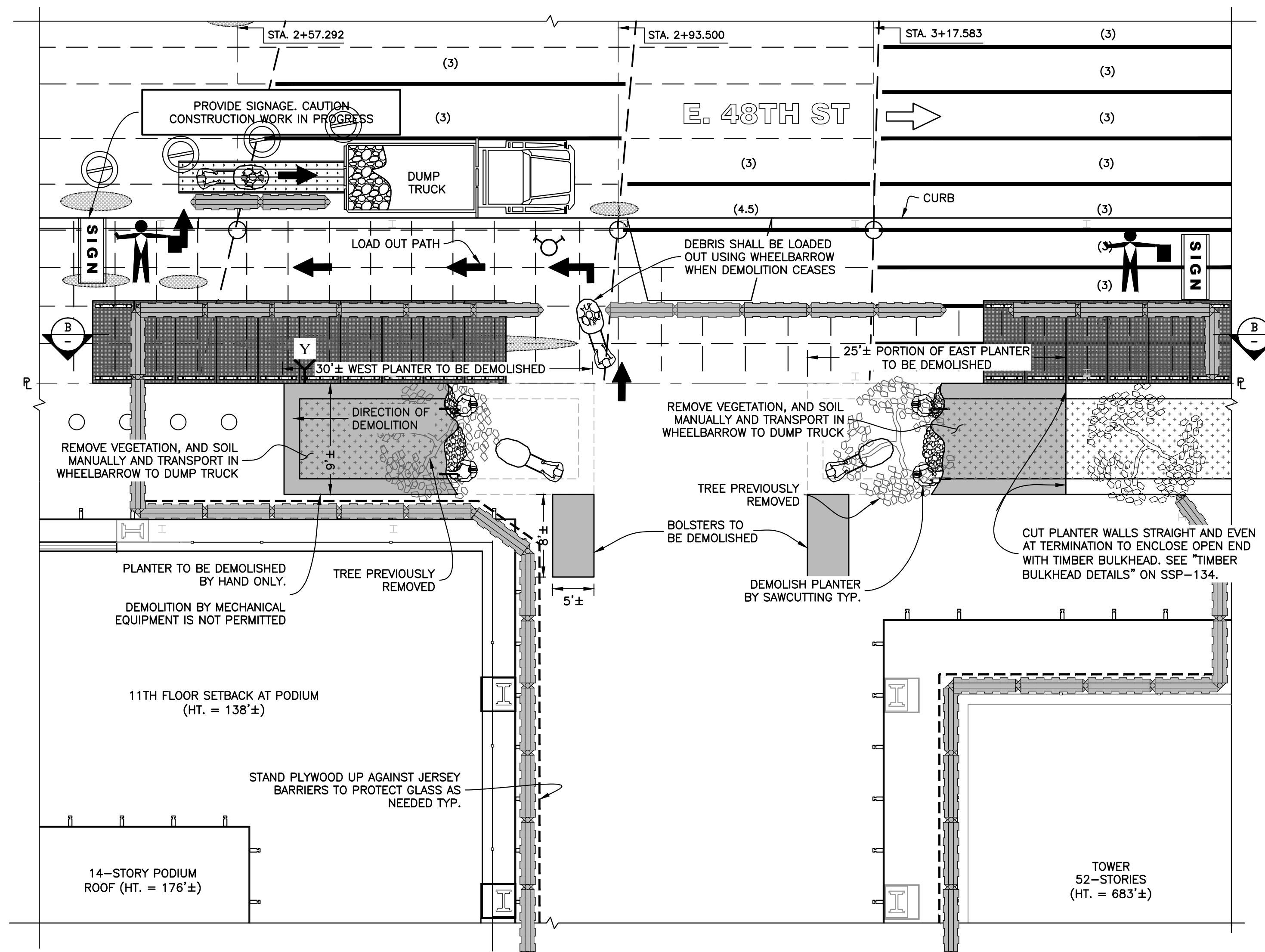
PLACE STICKER HERE	EXAMINER'S STAMP HERE
--------------------	-----------------------

TITLE
EXTERIOR DEMOLITION
CANOPY FRAMING & DISMANTLING PLAN
& DETAILS

SEAL & SIGNATURE APPROVED AMENDED PLAN 08/24/2018 BEST SSP	DRAWING BY: KC DATE: 08/23/2018 PROJECT NO: 18211.00.00 ENGINEER: JS SCALE: AS NOTED CHK BY: JS DWG NO: SSP-131.01
---	---



1	08/16/18	REVISED MEANS-AND-METHOD	KC
No.	DATE	DESCRIPTION	BY
HOWARD I. SHAPIRO & ASSOCIATES CONSULTING ENGINEERS, P.C. 266 MERRICK ROAD, SUITE 300, LYNBROOK, N.Y. 11563 TEL: (516) 791-2600 FAX: (516) 791-5425 COPYRIGHT DESIGN NOT TO BE LENT, COPIED, OR REPRODUCED IN WHOLE OR IN PART WITHOUT PRIOR WRITTEN CONSENT. THIS OFFICE DISCLAIMS ANY RESPONSIBILITY FOR DRAWINGS OR OTHER DOCUMENTS RELATED TO THIS PROJECT UNLESS THEY BEAR THE SIGNATURE AND SEAL OF A PROFESSIONAL ENGINEER OF THIS OFFICE. THE NEW YORK STATE EDUCATION LAW PROHIBITS ANY ALTERATIONS TO, OR DELETIONS FROM, THIS DRAWING EXCEPT AS MAY BE MADE BY A LICENSED PROFESSIONAL ENGINEER OR REGISTERED ARCHITECT WHO WILL BEAR THE RESPONSIBILITY FOR SUCH CHANGE.			
CLIENT			
TISHMAN CONSTRUCTION COMPANY 111 BROADWAY, SUITE 603 NEW YORK, NY 10006			
PROJECT			
SITE SAFETY PLAN FOR DEMOLITION OPERATIONS AT 270 PARK AVENUE, MANHATTAN, NY			
ZONING INFORMATION			
BLOCK: 1283 LOT: 21 ZONE: C5-3 ZONING MAP: 8D COMMUNITY BOARD: 105 BIN #: 1035421			
PLACE STICKER HERE		EXAMINER'S STAMP HERE	
TITLE			
EXTERIOR DEMOLITION SECTIONS A-A, B-B, & DETAILS			
SEAL & SIGNATURE		DRAWING BY: KC DATE: 08/23/2018	
John Young, RA APPROVED AMENDED PLAN 08/24/2018 BEST SSP		PROJECT NO: 18211.00.00 ENGINEER: JS SCALE: AS NOTED CHK BY: JS DWG NO:	
		SSP-132.01	
V:2018\18211.00.00		19 OF 23	



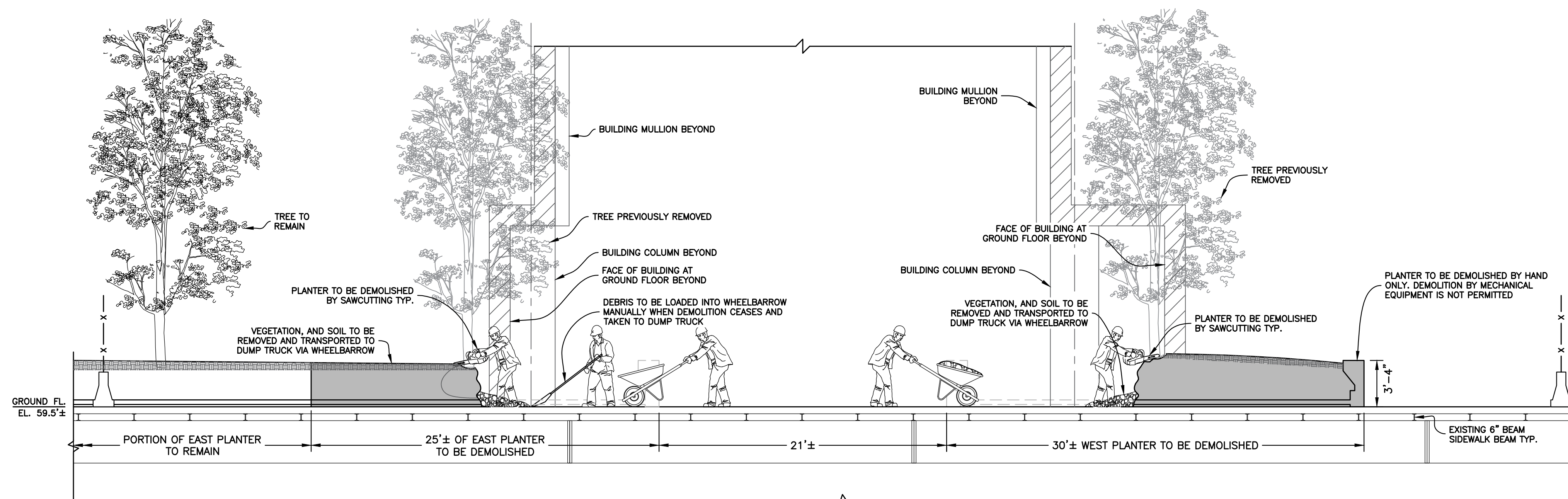
PLANTER DEMOLITION PLAN
Scale : 1/8" = 1'-0"

IMPORTANT NOTES

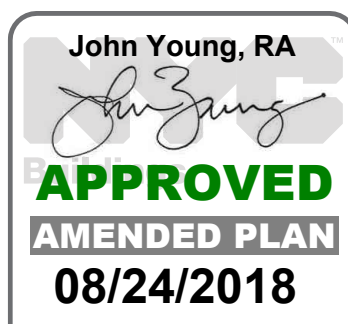
- TA GRATING TO BE PROTECTED WITH 1/4"x1/4" WIRE MESH PRIOR DEMOLITION.
- PROVIDE FLAGMEN, CONES, AND SIGNAGE AT LOCATIONS WHERE AN EGRESS IS TEMPORARILY CLOSED FOR DEMOLITION OPERATIONS.
- CONCRETE DEMOLITION SHALL ONLY BE PERFORMED BY SAWCUTTING.
CHOPPING CONCRETE WITH HANDHELD MECHANICAL EQUIPMENT OR BY MACHINE IS NOT ALLOWED.

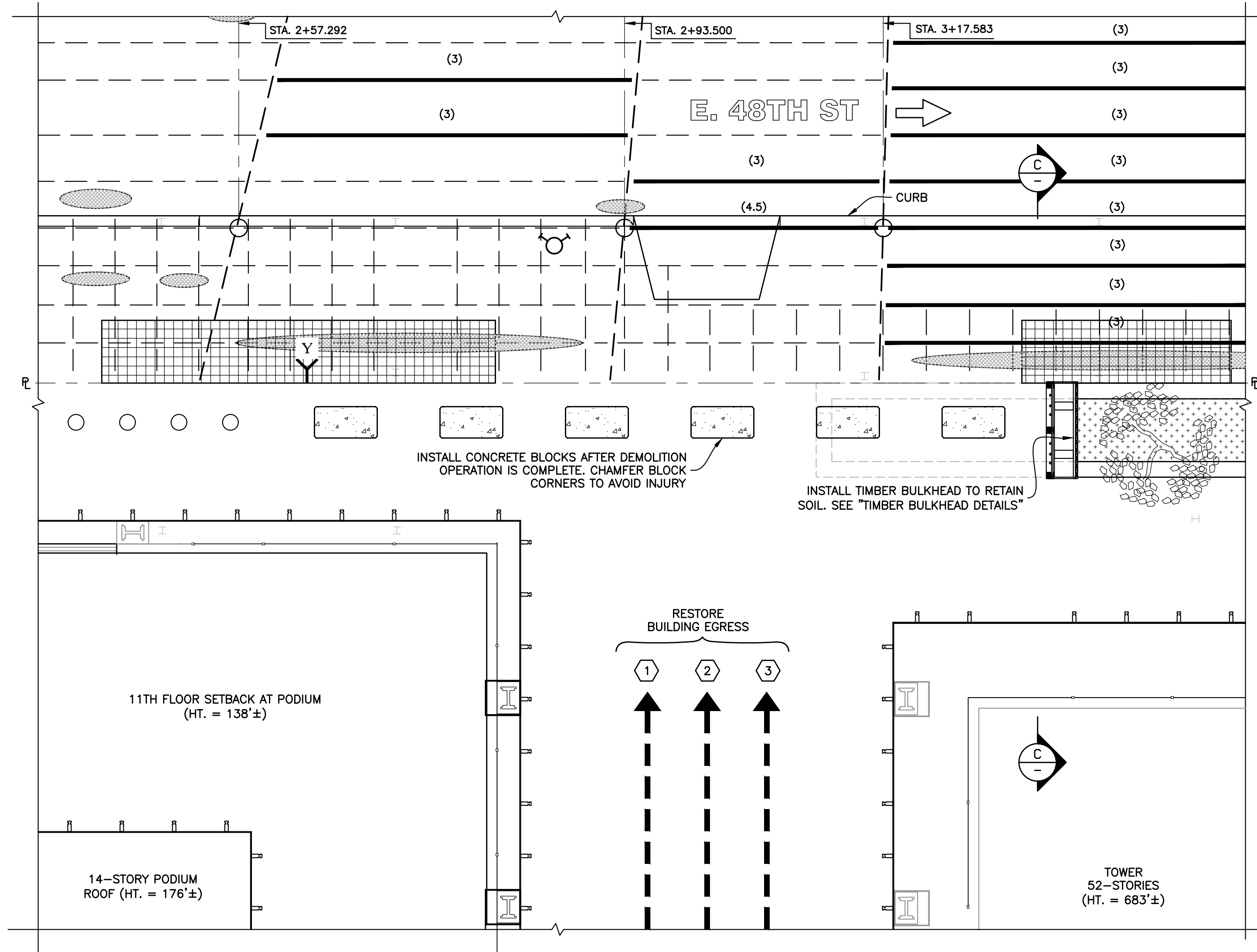
LEGEND	
---	EXISTING MNR ROADWAY / SIDEWALK FRAMING
(4)	EXISTING DETERIORATED STEEL MEMBERS w/MNR RATING
(4.5)	EXISTING DETERIORATED STEEL COLUMNS w/MNR RATING
SPALLED	SPALLED CONCRETE
(4.5)	REPAIRED STEEL MEMBERS w/MNR RATING
THIS INFORMATION IS BASED ON STANTEC'S INSPECTION DRAWINGS DATED 08/31/2012	

- NOTES :**
- SEE SSP-121 AND SSP-122 FOR GENERAL NOTES FOR ADDITIONAL INFORMATION REGARDING SAFEGUARDS DURING DEMOLITION.
 - SEE SSP-123 FOR LEGEND.
 - CUT TREE AND REMOVE FROM PLANTER.
DEMOLISH WEST PLANTER AND BOLSTER AND PORTION OF EAST PLANTER AND BOLSTER AS SHOWN IN PLAN.
DEMOLISH END OF PLANTER BY SAWCUTTING, REMOVE VEGETATION, AND SOIL MANUALLY AND LOAD OUT INTO DUMP TRUCK USING WHEELBARROW.
DEMOLISH CONCRETE BOLSTERS BY SAWCUTTING WITH CONCRETE WIRE SAW.
MAKE CUT FLUSH WITH SIDEWALK. CHOP ANY PORTION OF THE BOLSTER THAT PROJECTS ABOVE THE SIDEWALK BY HAND USING A SLEDGEHAMMER. SCORE BOLSTER PROJECTION WITH ROADSAW TO FACILITATE HAND DEMOLITION AS NEEDED. CUT REBAR FLUSH WITH SIDEWALK USING TORCH OR DEMO SAW.
CLEAN UP DEBRIS BY HAND METHODS AND LOAD INTO DUMP TRUCK.
MECHANICAL EQUIPMENT IS NOT PERMITTED FOR CLEAN UP OPERATIONS.
REMOVE BOLSTERS AT LOCATIONS AS SHOWN.

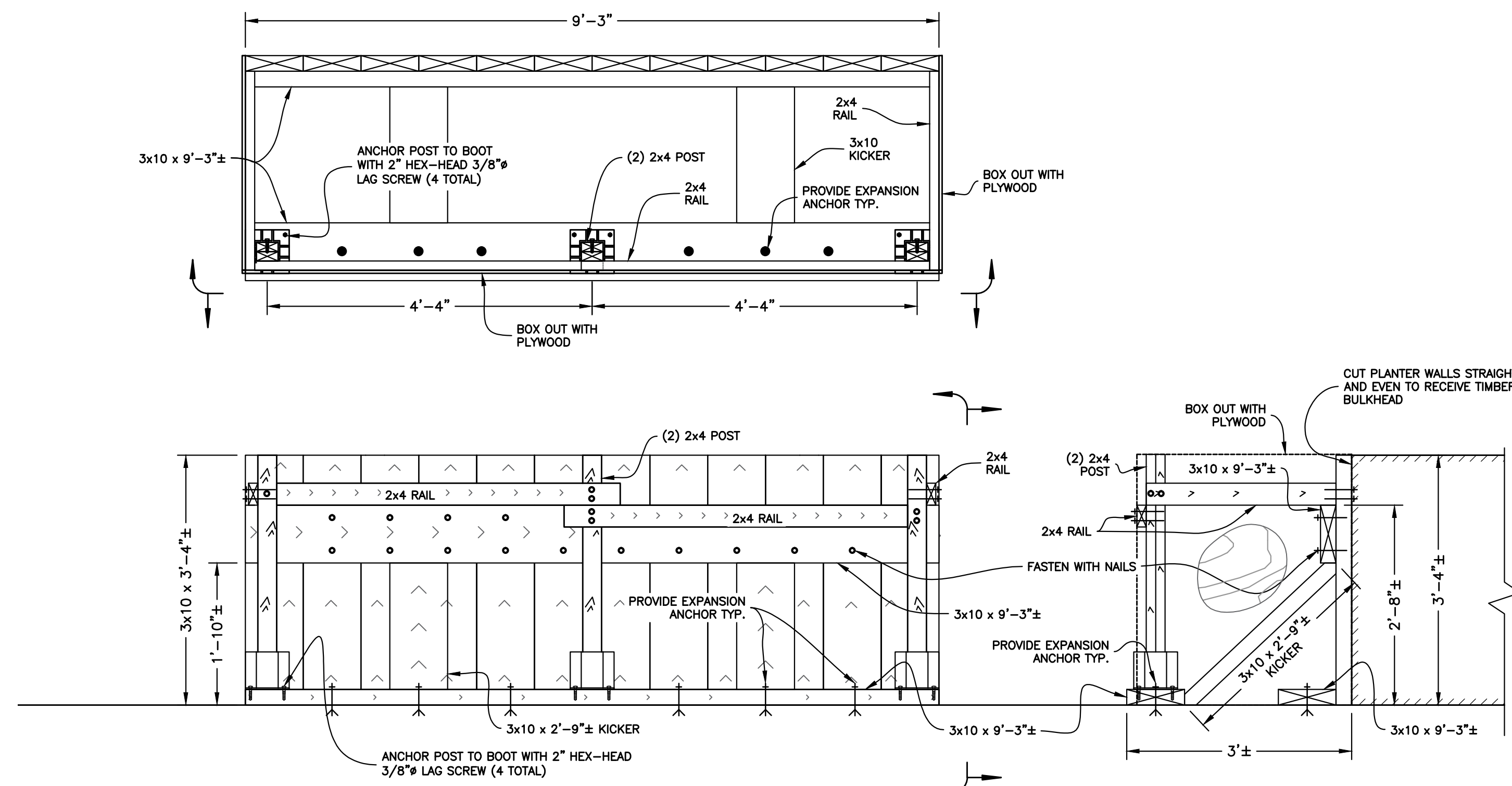


SECTION B-B
Scale : 3/16" = 1'-0"

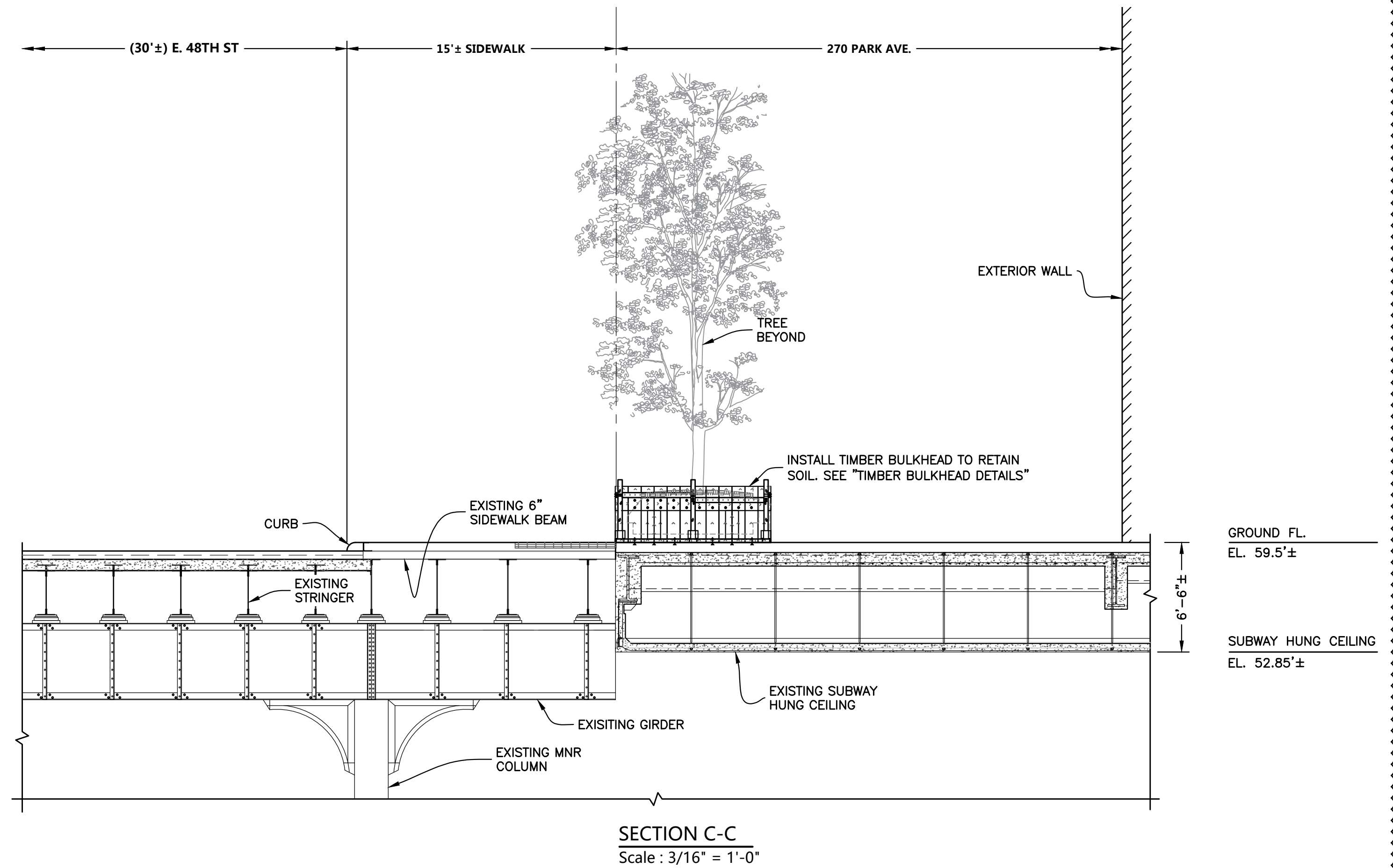
1	08/16/18	REVISED MEANS--AND--METHOD	KC
No.	DATE	DESCRIPTION	BY
HOWARD I. SHAPIRO & ASSOCIATES CONSULTING ENGINEERS, P.C. 266 MERRICK ROAD, SUITE 300, LYNBROOK, N.Y. 11563 TEL: (516) 791-2600 FAX: (516) 791-5425 <small>COPYRIGHT DESIGN NOT TO BE LENT, COPIED, OR REPRODUCED IN WHOLE OR IN PART WITHOUT PRIOR WRITTEN CONSENT.</small> <small>THIS OFFICE DISCLAIMS ANY RESPONSIBILITY FOR DRAWINGS OR OTHER DOCUMENTS RELATED TO THIS PROJECT UNLESS THEY BEAR THE SIGNATURE AND SEAL OF A PROFESSIONAL ENGINEER OF THIS OFFICE. THE NEW YORK STATE EDUCATION LAW PROHIBITS ANY ALTERATIONS TO, OR DELETIONS FROM, THIS DRAWING EXCEPT AS MAY BE MADE BY A LICENSED PROFESSIONAL ENGINEER OR REGISTERED ARCHITECT WHO WILL BEAR THE RESPONSIBILITY FOR SUCH CHANGE.</small>			
CLIENT TISHMAN CONSTRUCTION COMPANY 111 BROADWAY, SUITE 603 NEW YORK, NY 10006			
PROJECT SITE SAFETY PLAN FOR DEMOLITION OPERATIONS AT 270 PARK AVENUE, MANHATTAN, NY			
ZONING INFORMATION BLOCK: 1283 LOT: 21 ZONE: C5-3 ZONING MAP: 8D COMMUNITY BOARD: 105 BIN #: 1035421			
PLACE STICKER HERE		EXAMINER'S STAMP HERE	
TITLE EXTERIOR DEMOLITION PLANTER DEMOLITION PLAN			
SEAL & SIGNATURE  APPROVED AMENDED PLAN 08/24/2018 BEST SSP		DRAWING BY: KC DATE: 08/23/2018 PROJECT NO: 18211.00.00 ENGINEER: JS SCALE: AS NOTED CHK BY: JS DWG NO: SSP-I33.01	
V: 2018/18211.00.00		20 OF 23	



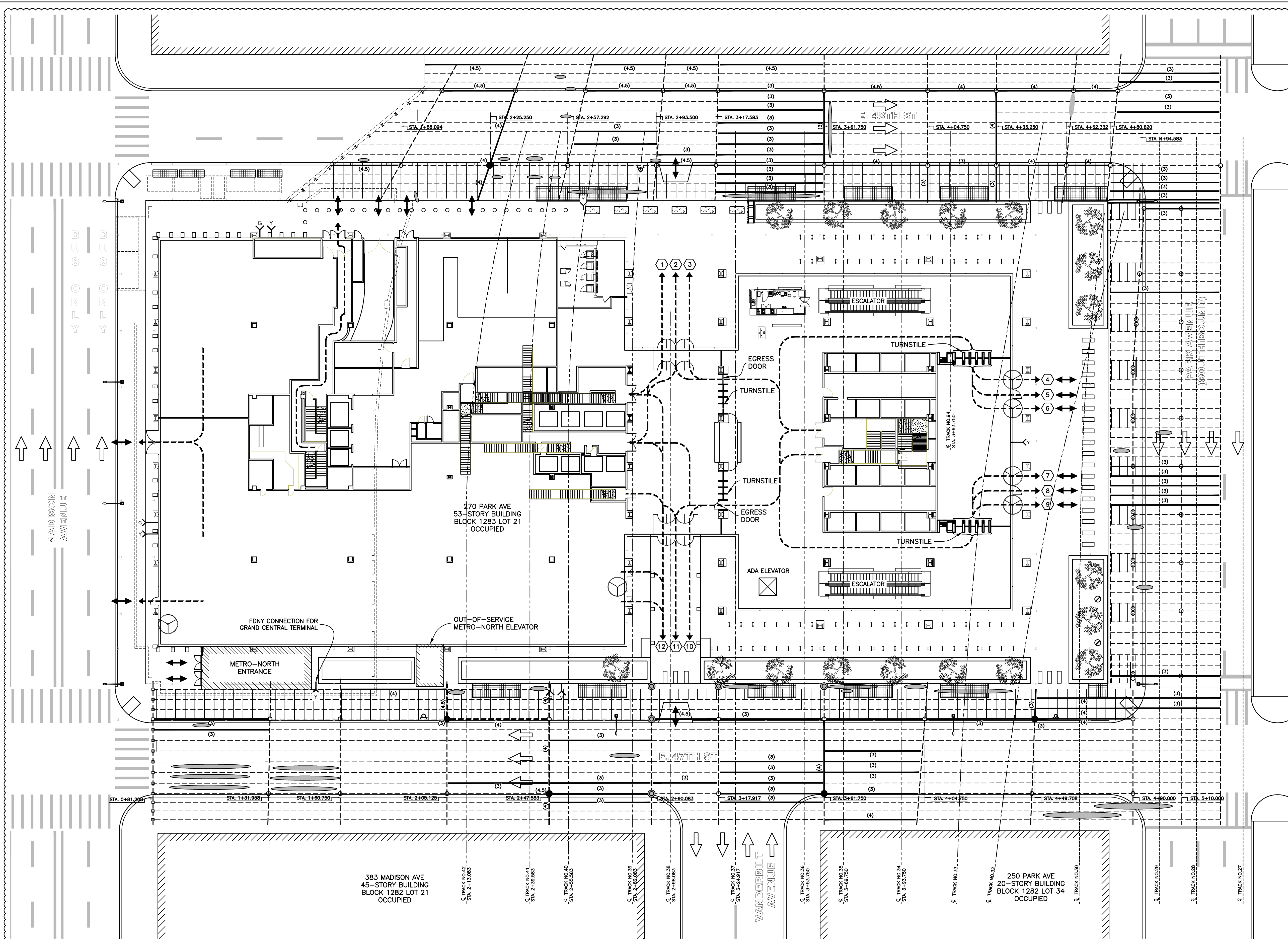
FINAL SITE CONDITION - PARTIAL PLAN
Scale : 1/8" = 1'-0"



TIMBER BULKHEAD DETAILS
Scale : 1/2" = 1'-0"



1	08/16/18	REVISED MEANS-AND-METHOD	KC
No.	DATE	DESCRIPTION	BY
HOWARD I. SHAPIRO & ASSOCIATES CONSULTING ENGINEERS, P.C. 266 MERRICK ROAD, SUITE 300, LYNBROOK, N.Y. 11563 TEL: (516) 791-2600 FAX: (516) 791-5425 <small>COPYRIGHT DESIGN NOT TO BE LENT, COPIED, OR REPRODUCED IN WHOLE OR IN PART WITHOUT PRIOR WRITTEN CONSENT.</small> <small>THIS OFFICE DISCLAIMS ANY RESPONSIBILITY FOR DRAWINGS OR OTHER DOCUMENTS RELATED TO THIS PROJECT UNLESS THEY BEAR THE SIGNATURE AND SEAL OF A PROFESSIONAL ENGINEER OF THIS OFFICE. THE NEW YORK STATE EDUCATION LAW PROHIBITS ANY ALTERATIONS TO, OR DELETIONS FROM, THIS DRAWING EXCEPT AS MAY BE MADE BY A LICENSED PROFESSIONAL ENGINEER OR REGISTERED ARCHITECT WHO WILL BEAR THE RESPONSIBILITY FOR SUCH CHANGE.</small>			
CLIENT			
TISHMAN CONSTRUCTION COMPANY 111 BROADWAY, SUITE 603 NEW YORK, NY 10006			
PROJECT			
SITE SAFETY PLAN FOR DEMOLITION OPERATIONS AT 270 PARK AVENUE, MANHATTAN, NY			
ZONING INFORMATION			
BLOCK: 1283 LOT: 21 ZONE: C5-3 ZONING MAP: 8D COMMUNITY BOARD: 105 BIN #: 1035421			
PLACE STICKER HERE		EXAMINER'S STAMP HERE	
TITLE			
FINAL SITE CONDITON PARTIAL PLAN			
SEAL & SIGNATURE		DRAWING BY: KC DATE: 08/23/2018	
John Young, RA APPROVED AMENDED PLAN 08/24/2018 BEST SSP		PROJECT NO: 18211.00.00 ENGINEER: JS SCALE: AS NOTED CHK BY: JS DWG NO:	
		SSP-134.01	
V.2018\18211.00.00		21 OF 23	



LEGEND

- CONCRETE BLOCK
- FIRE DEPARTMENT CONNECTION FOR STANDPIPE TO REMAIN
- BUILDING OCCUPANT PATHWAY
- FIRE HYDRANT
- STREET LAMP
- PLASTIC JERSEY BARRIER

EXIT DOOR	DOOR WIDTH	UNITS	TOTAL OCCUPANT CAPACITY
1	36"	1.5	150
2	72"	3.0	300
3	36"	1.5	150
4*	78"	1.0	100
5	36"	1.5	150
6*	78"	1.0	100
7*	78"	1.0	100
8	36"	1.5	150
9*	78"	1.0	100
10	36"	1.5	150
11	72"	3.0	300
12	36"	1.5	150
TOTAL CAPACITY			1900
TOTAL OCCUPANT CAPACITY IS BASED ON 100 PEOPLE PER UNIT			
TOTAL DEMAND IS 980			
SEE SSP-136 FOR DETERMINATION OF DEMAND			
12*	REVOLVING DOOR		

FINAL SITE CONDITION - OVERALL PLAN & EXISTING EGRESS
Scale: 1" = 20'-0"

LEGEND

- EXISTING MNR ROADWAY / SIDEWALK FRAMING
- EXISTING DETERIORATED STEEL MEMBERS w/MNR RATING
- EXISTING DETERIORATED STEEL COLUMNS w/MNR RATING
- SPALLED CONCRETE
- REPAIRED STEEL MEMBERS w/MNR RATING

THIS INFORMATION IS BASED ON STANTEC'S INSPECTION DRAWINGS DATED 08/31/2012

1081618

REVISED MEANS-AND-METHOD

KC

No.

DATE

DESCRIPTION

BY

HOWARD I. SHAPIRO

& ASSOCIATES

CONSULTING ENGINEERS, P.C.

266 MERRICK ROAD, SUITE 300, LYNBROOK, N.Y. 11563
TEL: (516) 791-2600 FAX: (516) 791-5425
COPYRIGHT DESIGN NOT TO BE LENT, COPIED, OR REPRODUCED IN WHOLE OR IN PART WITHOUT PRIOR WRITTEN CONSENT.
THIS OFFICE DISCLAIMS ANY RESPONSIBILITY FOR DRAWINGS OR OTHER DOCUMENTS RELATED TO THIS PROJECT UNLESS THEY BEAR THE SIGNATURE AND SEAL OF A PROFESSIONAL ENGINEER OF THIS OFFICE. THE NEW YORK STATE EDUCATION LAW PROHIBITS ANY ALTERATIONS TO, OR DEVIATIONS FROM, THIS DRAWING EXCEPT AS MAY BE MADE BY A LICENSED PROFESSIONAL ENGINEER OR REGISTERED ARCHITECT WHO WILL BEAR THE RESPONSIBILITY FOR SUCH CHANGE.

CLIENT

TISHMAN CONSTRUCTION COMPANY
111 BROADWAY, SUITE 603
NEW YORK, NY 10006

PROJECT

SITE SAFETY PLAN FOR
DEMOLITION OPERATIONS AT
270 PARK AVENUE, MANHATTAN, NY

ZONING INFORMATION

BLOCK: 1283
LOT: 21
ZONE: C5-3
ZONING MAP: 8D
COMMUNITY BOARD: 105
BIN #: 1035421

PLACE STICKER HERE

EXAMINER'S STAMP HERE

TITLE

FINAL SITE CONDITION
OVERALL PLAN & EXISTING EGRESS

SEAL & SIGNATURE

John Young, RA

APPROVED

AMENDED PLAN

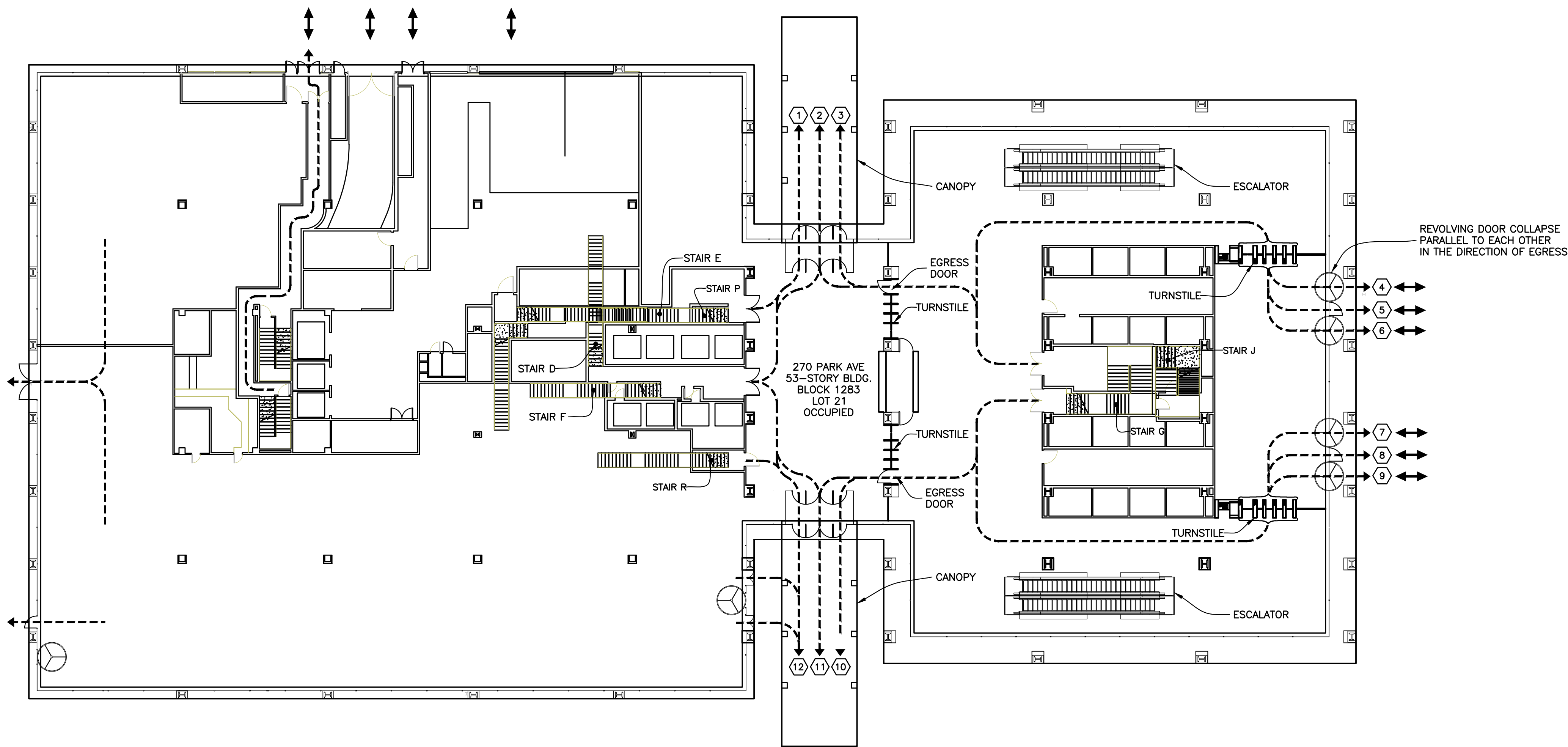
08/24/2018

BEST SSP

DRAWING BY: KC DATE: 08/23/2018
PROJECT NO: 18211.00.00
ENGINEER: JS
SCALE: AS NOTED
CHK BY: JS
DWG NO: SSP-135.01

V: 2018\18211.00.00

22 OF 23



SITE PLAN & STAIR EGRESS AT GROUND FLOOR
Scale : 1" = 20'-0"

CAPACITY OF EXIT STAIRS	
STAIR	CAPACITY
EXIT STAIR J	180
EXIT STAIR G	180
EXIT STAIR R	120
EXIT STAIR D & F	240
EXIT STAIR P	120
EXIT STAIR E	120
TOTAL OCCUPANT CAPACITY	960

EXIT STAIR	P	TOTAL OCCUPANT CAPCITY	120
STAIR WIDTH:	49" = 2 UNITS		
STAIR CAPACITY:	2 x 60	PEOPLE / UNITS:	120 PEOPLE
DOOR WIDTH:	36" = 1.5 UNITS		
DOOR CAPACITY:	1.5 x 80	PEOPLE / UNITS:	120 PEOPLE
REFERENCE TABLE:	TABLE 6-1		

EXIT STAIR	E	TOTAL OCCUPANT CAPCITY	120
STAIR WIDTH:	49" = 2 UNITS		
STAIR CAPACITY:	2 x 60	PEOPLE / UNITS:	120 PEOPLE
DOOR WIDTH:	36" = 1.5 UNITS		
DOOR CAPACITY:	1.5 x 80	PEOPLE / UNITS:	120 PEOPLE
REFERENCE TABLE:	TABLE 6-1		

EXIT STAIR	J	TOTAL OCCUPANT CAPCITY	120
STAIR WIDTH:	68" = 3 UNITS		
STAIR CAPACITY:	3 x 60	PEOPLE / UNITS:	180 PEOPLE
DOOR WIDTH:	36" = 1.5 UNITS		
DOOR CAPACITY:	1.5 x 80	PEOPLE / UNITS:	120 PEOPLE
REFERENCE TABLE:	TABLE 6-1		

EXIT STAIR	F & D	TOTAL OCCUPANT CAPCITY	270
STAIR WIDTH:	58" & 50" = 4.5 (2.5 + 2) UNITS		
STAIR CAPACITY:	4.5 x 60	PEOPLE / UNITS:	270 PEOPLE
DOOR WIDTH:	72" = 3 UNITS		
DOOR CAPACITY:	3 x 80	PEOPLE / UNITS:	240 PEOPLE
REFERENCE TABLE:	TABLE 6-1		

EXIT STAIR	R	TOTAL OCCUPANT CAPCITY	120
STAIR WIDTH:	49" = 2 UNITS		
STAIR CAPACITY:	2 x 60	PEOPLE / UNITS:	120 PEOPLE
DOOR WIDTH:	36" = 1.5 UNITS		
DOOR CAPACITY:	1.5 x 80	PEOPLE / UNITS:	120 PEOPLE
REFERENCE TABLE:	TABLE 6-1		

EXIT STAIR	G	TOTAL OCCUPANT CAPCITY	180
STAIR WIDTH:	68.5" = 3 UNITS		
STAIR CAPACITY:	3 x 60	PEOPLE / UNITS:	180 PEOPLE
DOOR WIDTH:	67.5" = 3 UNITS		
DOOR CAPACITY:	3 x 80	PEOPLE / UNITS:	240 PEOPLE
REFERENCE TABLE:	TABLE 6-1		

EXIT STAIRS DISCHARGING INTO GROUND FLOOR BREEZEWAY																				
MADISON AVENUE (CHASE BANK BUILDING)									PARK AVENUE (TOWER BUILDING)											
STAIR CAPACITY					STAIR DOOR CAPACITY				STAIR CAPACITY					STAIR DOOR CAPACITY						
	WIDTH (INCHES)	UNITS OF WIDTH	PERSONS PER UNITS	NUMBER OF PERSONS	WIDTH (INCHES)	UNITS OF WIDTH	PERSONS PER UNITS	NUMBER OF PERSONS	TOTAL CAPACITY		WIDTH (INCHES)	UNITS OF WIDTH	PERSONS PER UNITS	NUMBER OF PERSONS	WIDTH (INCHES)	UNITS OF WIDTH	PERSONS PER UNITS	NUMBER OF PERSONS	TOTAL CAPACITY	
EXIT STAIR E	49"	2.0	60	120	36"	1.5	80	120	120	EXIT STAIR J	68"	3.0	60	180	67.5"	3.0	80	240	180	
EXIT STAIR P	49"	2.0	60	120	36"	1.5	80	120	120	EXIT STAIR G	68.5"	3.0	60	180	67.5"	3.0	80	240	180	
EXIT STAIR F	58"	2.5	60	150	72"	3.0	80	240	240	TOTAL ('TOWER' BUILDING)									360	
EXIT STAIR D	50"	2.0	60	120																
EXIT STAIR R	49"	2.0	60	120	36"	1.5	80	120	120											
TOTAL ('CHASE BANK' BUILDING)									600											

1

08/16/18

REVISED MEANS-AND-METHOD

KC

No.

DATE

DESCRIPTION

BY

HOWARD I. SHAPIRO

& ASSOCIATES

CONSULTING ENGINEERS, P.C.

266 MERRICK ROAD, SUITE 300, LYNBROOK, N.Y. 11563
TEL: (516) 791-2600 FAX: (516) 791-5425
COPYRIGHT DESIGN NOT TO BE LENT, COPIED, OR REPRODUCED IN WHOLE OR IN PART WITHOUT PRIOR WRITTEN CONSENT.
THIS OFFICE DISCLAIMS ANY RESPONSIBILITY FOR DRAWINGS OR OTHER DOCUMENTS RELATED TO THIS PROJECT UNLESS THEY BEAR THE SIGNATURE AND SEAL OF A PROFESSIONAL ENGINEER OF THIS OFFICE. THE NEW YORK STATE EDUCATION LAW PROHIBITS ANY ALTERATIONS TO, OR DELETIONS FROM, THIS DRAWING EXCEPT AS MAY BE MADE BY A LICENSED PROFESSIONAL ENGINEER OR REGISTERED ARCHITECT WHO WILL BEAR THE RESPONSIBILITY FOR SUCH CHANGE.

CLIENT

TISHMAN CONSTRUCTION COMPANY
111 BROADWAY, SUITE 603
NEW YORK, NY 10006

PROJECT

SITE SAFETY PLAN FOR
DEMOLITION OPERATIONS AT
270 PARK AVENUE, MANHATTAN, NY

ZONING INFORMATION

BLOCK: 1283
LOT: 21
ZONE: C5-3
ZONING MAP: 8D
COMMUNITY BOARD: 105
BIN #: 1035421

PLACE STICKER HERE

EXAMINER'S STAMP HERE

TITLE

EXIT STAIRS CAPACITY
AT GROUND FLOOR

SEAL & SIGNATURE

John Young, RA

APPROVED

AMENDED PLAN

08/24/2018

BEST SSP

DRAWING BY: KC DATE: 08/23/2018
PROJECT NO: 18211.00.00
ENGINEER: JS
SCALE: AS NOTED
CHK BY: JS
DWG NO:
V:2018\18211.00.00 23 OF 23

SSP-I36.01